















Finish (97)

HH Sh. Mohammed Bin Rashid Endurance Cup for PVT/IND Stables , 28 Dec 2018 CEN 119 Km ,Dubai International Endurance City

| Pos | St # | Pos | Dist | Depart | Arrival | 1st Vet In | 2nd Vet In | Heart Rates | Recovery | CRI/RR1 | Ride Time | Total Ride Time | Phase Speed | Avg Speed | Penalty | Next Depart. | |
|-----------------------|------------|---|------|---|-------------|-------------|-------------|--|------------|---|-----------|-----------------|-------------|-----------|---------|--------------|----------|
| 1 | 346 |  JESSICA MOSTERT/10070131/RSA | | | | | | | | RO HAMLET/2009/Chestnut/Gelding/105EC97 | | | | | | | |
| | | 1 | 22 | 40 | 7:00:00.00 | 8:28:11.16 | 8:32:11.78 | | 62/56 | 04:01 | | 01:32:12 | 01:32:12 | 26.03 | 26.03 | 00:00 | 09:12:11 |
| | | 2 | 5 | 35 | 9:12:11.78 | 10:26:02.26 | 10:28:04.37 | | 64/63 | 02:02 | | 01:15:53 | 02:48:04 | 27.68 | 26.77 | 00:00 | 11:08:04 |
| | | 3 | 2 | 26 | 11:08:04.37 | 12:02:25.72 | 12:04:33.83 | | 55/56 | 02:08 | 12:35:40 | 00:56:29 | 03:44:34 | 27.62 | 26.99 | 00:00 | 12:54:33 |
| | | 4 | 1 | 18 | 12:54:33.83 | 13:27:08.22 | 13:47:05.98 | | 62/64 | 19:58 | | 00:32:34 | 04:17:08 | 33.16 | 27.77 | 00:00 | |
| TrailBy: 00:00:00:000 | | | | Avg Recovery/Tot Recovery : 00:07:02 / 00:28:09 | | | | Zabeel Stables/Yousuf Ghanim Ali Ghanim Al Marri | | | | | | | | | |
| 2 | 89 |  IBRAHIM MOHD HASAN AL HAMMADI/10081997/UAE | | | | | | | | AGLAE DE Kerdanet/2010/Bay/Mare/105ID54 | | | | | | | |
| | | 1 | 5 | 40 | 7:00:00.00 | 8:28:22.99 | 8:30:08.70 | | 60/60 | 01:46 | | 01:30:09 | 01:30:09 | 26.62 | 26.62 | 00:00 | 09:10:08 |
| | | 2 | 11 | 35 | 9:10:08.70 | 10:25:24.41 | 10:29:17.38 | | 64/60 | 03:53 | | 01:19:09 | 02:49:17 | 26.53 | 26.58 | 00:00 | 11:09:17 |
| | | 3 | 3 | 26 | 11:09:17.38 | 12:02:26.46 | 12:04:34.13 | | 58/62 | 02:08 | 12:35:32 | 00:55:53 | 03:45:10 | 27.92 | 26.91 | 00:36 | 12:55:10 |
| | | 4 | 2 | 18 | 12:55:10.13 | 13:28:59.42 | 13:44:24.67 | | 53/52 | 15:26 | | 00:33:49 | 04:18:59 | 31.93 | 27.57 | 00:00 | |
| TrailBy: 00:01:51:193 | | | | Avg Recovery/Tot Recovery : 00:05:48 / 00:23:13 | | | | Mas Endurance Stable/Mansoor Ahmad Ali Al Sabousi | | | | | | | | | |
| 3 | 12 |  LAYLA MOHD OBAID AL MARZOOQI/10072507/UAE | | | | | | | | ZAGARRA/2009/Bay/Mare/105HE66 | | | | | | | |
| | | 1 | 4 | 40 | 7:00:00.00 | 8:28:15.04 | 8:29:54.84 | | 53/56 | 01:40 | | 01:29:55 | 01:29:55 | 26.69 | 26.69 | 00:00 | 09:09:54 |
| | | 2 | 3 | 35 | 9:09:54.84 | 10:25:21.06 | 10:27:15.82 | | 58/60 | 01:55 | | 01:17:21 | 02:47:16 | 27.15 | 26.9 | 00:00 | 11:07:15 |
| | | 3 | 5 | 26 | 11:07:15.82 | 12:02:22.92 | 12:05:49.10 | 12:08:42.06 | 65 - 63/60 | 06:19 | 12:38:44 | 01:01:26 | 03:48:42 | 25.39 | 26.5 | 00:00 | 12:58:42 |
| | | 4 | 3 | 18 | 12:58:42.06 | 13:31:59.28 | 13:48:57.99 | | 56/56 | 16:59 | | 00:33:17 | 04:21:59 | 32.45 | 27.25 | 00:00 | |
| TrailBy: 00:04:51:060 | | | | Avg Recovery/Tot Recovery : 00:06:43 / 00:26:53 | | | | Al Kamda Endurance Stables/Mansour Ibrahim Ahmed | | | | | | | | | |
| 4 | 71 |  SAIF AHMED MOHAMMED ALI ALMAZROUEI/10092314/UAE | | | | | | | | SAMED/2009/Grey/Gelding/105JX75 | | | | | | | |
| | | 1 | 37 | 40 | 7:00:00.00 | 8:28:04.21 | 8:36:46.10 | | 60/60 | 08:42 | | 01:36:46 | 01:36:46 | 24.8 | 24.8 | 00:00 | 09:16:46 |
| | | 2 | 17 | 35 | 9:16:46.10 | 10:25:59.84 | 10:31:50.43 | | 58/60 | 05:50 | | 01:15:04 | 02:51:50 | 27.97 | 26.19 | 00:00 | 11:11:50 |
| | | 3 | 8 | 26 | 11:11:50.43 | 12:04:33.36 | 12:10:39.60 | | 63/60 | 06:07 | 12:45:31 | 00:58:49 | 03:50:40 | 26.52 | 26.27 | 00:00 | 13:00:39 |
| | | 4 | 4 | 18 | 13:00:39.60 | 13:36:03.24 | 13:54:57.65 | | 57/64 | 18:55 | | 00:35:24 | 04:26:03 | 30.51 | 26.84 | 00:00 | |
| TrailBy: 00:08:55:013 | | | | Avg Recovery/Tot Recovery : 00:09:53 / 00:39:34 | | | | S.S. Stables/Sultan Ali Al Subousi | | | | | | | | | |
| 5 | 448 |  JETHU SINGH JABAR SINGH/10160902/IND | | | | | | | | RODBOROUGH OCTAVIOUS/2006/Chestnut/Gelding/104QN42 | | | | | | | |
| | | 1 | 7 | 40 | 7:00:00.00 | 8:27:43.61 | 8:30:43.78 | | 62/63 | 03:00 | | 01:30:44 | 01:30:44 | 26.45 | 26.45 | 00:00 | 09:10:43 |
| | | 2 | 12 | 35 | 9:10:43.78 | 10:25:15.66 | 10:30:26.93 | | 64/64 | 05:11 | | 01:19:43 | 02:50:27 | 26.34 | 26.4 | 00:00 | 11:10:26 |
| | | 3 | 6 | 26 | 11:10:26.93 | 12:04:04.76 | 12:09:35.81 | | 64/64 | 05:31 | 12:41:24 | 00:59:09 | 03:49:36 | 26.37 | 26.39 | 00:00 | 12:59:35 |
| | | 4 | 5 | 18 | 12:59:35.81 | 13:36:14.37 | 13:51:04.31 | | 50/60 | 14:50 | | 00:36:39 | 04:26:14 | 29.47 | 26.82 | 00:00 | |
| TrailBy: 00:09:06:150 | | | | Avg Recovery/Tot Recovery : 00:07:08 / 00:28:32 | | | | TNT Private Stables/Yousuf Ghanim Ali Ghanim Al Marri | | | | | | | | | |
| 6 | 170 |  ABDALLAH MANSOUR MOUBARAK AL HAMADI/10146711/COM | | | | | | | | AMJAD EL SHAMMAR/2010/Chestnut/Gelding/105GL34 | | | | | | | |
| | | 1 | 23 | 40 | 7:00:00.00 | 8:28:49.56 | 8:32:12.35 | | 62/64 | 03:22 | | 01:32:12 | 01:32:12 | 26.03 | 26.03 | 00:00 | 09:12:12 |
| | | 2 | 23 | 35 | 9:12:12.35 | 10:26:00.81 | 10:30:32.78 | 10:33:36.78 | 65 - 54/56 | 07:36 | | 01:21:24 | 02:53:37 | 25.8 | 25.92 | 00:00 | 11:13:36 |
| | | 3 | 11 | 26 | 11:13:36.78 | 12:10:39.78 | 12:13:14.37 | | 64/60 | 02:34 | 12:40:55 | 00:59:38 | 03:53:14 | 26.16 | 25.98 | 00:00 | 13:03:14 |
| | | 4 | 6 | 18 | 13:03:14.37 | 13:41:33.54 | 13:50:44.06 | | 56/60 | 09:10 | | 00:38:19 | 04:31:34 | 28.18 | 26.29 | 00:00 | |
| TrailBy: 00:14:25:313 | | | | Avg Recovery/Tot Recovery : 00:05:40 / 00:22:42 | | | | Al Marri Pvt Stables/Ahmed Mohammed Bintouq Almarri | | | | | | | | | |









Finish (97)

| | | | | | | | | | | | | | | | | | | |
|-----------------------|-----|---|--|-------------|-------------|-------------|-------------|---|-------------|--|----------|----------|----------|----------|----------|-------|-------|----------|
| 7 | 313 |  | DAIANA YAMILA CHOPITA/10107027/ARG | | | | | | | OPALO VV/2007/Grey/Gelding/104OH47 | | | | | | | | |
| | | | 1 | 27 | 40 | 7:00:00.00 | 8:29:27.27 | 8:32:27.26 | | 57/56 | 03:00 | | 01:32:27 | 01:32:27 | 25.96 | 25.96 | 00:00 | 09:12:27 |
| | | | 2 | 24 | 35 | 9:12:27.26 | 10:29:17.39 | 10:33:37.74 | | 60/60 | 04:21 | | 01:21:10 | 02:53:38 | 25.87 | 25.92 | 00:00 | 11:13:37 |
| | | | 3 | 18 | 26 | 11:13:37.74 | 12:16:27.10 | 12:21:01.62 | | 61/60 | 04:35 | 12:53:44 | 01:07:24 | 04:01:02 | 23.15 | 25.14 | 00:00 | 13:11:01 |
| | | | 4 | 7 | 18 | 13:11:01.62 | 13:44:14.57 | 14:02:12.30 | | 59/60 | 17:57 | | 00:33:13 | 04:34:15 | 32.51 | 26.04 | 00:00 | |
| TrailBy: 00:17:06:343 | | | Avg Recovery/Tot Recovery : 00:07:28 / 00:29:53 | | | | | Enjaz Private Stable/Abdulla Saeed Amer Al Neyadi | | | | | | | | | | |
| 8 | 79 |  | SAEED HAMOUD SAEED AL KHAYARI/10075119/UAE | | | | | | | HANNAD/2006/Chestnut/Gelding/104OZ20 | | | | | | | | |
| | | | 1 | 8 | 40 | 7:00:00.00 | 8:28:12.63 | 8:30:45.18 | | 59/60 | 02:32 | | 01:30:45 | 01:30:45 | 26.45 | 26.45 | 00:00 | 09:10:45 |
| | | | 2 | 7 | 35 | 9:10:45.18 | 10:25:19.65 | 10:28:04.60 | | 64/64 | 02:45 | | 01:17:19 | 02:48:05 | 27.16 | 26.77 | 00:00 | 11:08:04 |
| | | | 3 | 7 | 26 | 11:08:04.60 | 12:02:25.47 | 12:07:44.99 | 12:10:35.08 | 65 - 58/60 | 08:10 | 12:36:18 | 01:02:30 | 03:50:35 | 24.96 | 26.28 | 00:00 | 13:00:35 |
| | | | 4 | 8 | 18 | 13:00:35.08 | 13:47:34.05 | 13:54:02.14 | | 59/60 | 06:28 | | 00:46:59 | 04:37:34 | 22.99 | 25.72 | 00:00 | |
| TrailBy: 00:20:25:823 | | | Avg Recovery/Tot Recovery : 00:04:58 / 00:19:55 | | | | | S.S. Stables/Sultan Ali Al Subousi | | | | | | | | | | |
| 9 | 13 |  | MANSOUR SAEED MOHD AL FARESI/10063628/UAE | | | | | | | GHANDI/2010/Bay/Gelding/105ME84 | | | | | | | | |
| | | | 1 | 16 | 40 | 7:00:00.00 | 8:28:16.31 | 8:31:34.71 | | 64/60 | 03:19 | | 01:31:35 | 01:31:35 | 26.21 | 26.21 | 00:00 | 09:11:34 |
| | | | 2 | 14 | 35 | 9:11:34.71 | 10:25:21.58 | 10:31:13.05 | | 61/62 | 05:51 | | 01:19:38 | 02:51:13 | 26.37 | 26.28 | 00:00 | 11:11:13 |
| | | | 3 | 14 | 26 | 11:11:13.05 | 12:04:07.24 | 12:15:56.83 | | 61/64 | 11:50 | 12:48:32 | 01:04:44 | 03:55:57 | 24.1 | 25.68 | 00:00 | 13:05:56 |
| | | | 4 | 9 | 18 | 13:05:56.83 | 13:50:26.99 | 14:17:54.43 | | 62/62 | 27:27 | | 00:44:30 | 04:40:27 | 24.27 | 25.46 | 00:00 | |
| TrailBy: 00:23:18:770 | | | Avg Recovery/Tot Recovery : 00:12:06 / 00:48:27 | | | | | S.S. Stables/Sultan Ali Al Subousi | | | | | | | | | | |
| 10 | 45 |  | SULTAN EASA ABDULLA HASAN AL SHAMSI/10152329/UAE | | | | | | | OMR DREAM CHASER/2005/Chestnut/Gelding/105JZ06 | | | | | | | | |
| | | | 1 | 32 | 40 | 7:00:00.00 | 8:28:35.99 | 8:33:26.81 | | 63/63 | 04:51 | | 01:33:27 | 01:33:27 | 25.68 | 25.68 | 00:00 | 09:13:26 |
| | | | 2 | 21 | 35 | 9:13:26.81 | 10:26:03.40 | 10:28:23.98 | 10:32:54.47 | 69 - 61/60 | 06:51 | | 01:19:28 | 02:52:54 | 26.43 | 26.03 | 00:00 | 11:12:54 |
| | | | 3 | 15 | 26 | 11:12:54.47 | 12:10:41.12 | 12:14:39.41 | 12:18:47.30 | 68 - 60/60 | 08:06 | 12:50:42 | 01:05:53 | 03:58:47 | 23.68 | 25.38 | 00:00 | 13:08:47 |
| | | | 4 | 10 | 18 | 13:08:47.30 | 13:52:04.91 | 14:10:00.86 | | 62/60 | 17:56 | | 00:43:18 | 04:42:05 | 24.95 | 25.31 | 00:00 | |
| TrailBy: 00:24:56:687 | | | Avg Recovery/Tot Recovery : 00:09:26 / 00:37:44 | | | | | S.S. Stables/Sultan Ali Al Subousi | | | | | | | | | | |
| 11 | 49 |  | ANDRES RIVERO/10058345/URU | | | | | | | LLACARA DE TUSITALA/2009/Chestnut/Mare/104YX49 | | | | | | | | |
| | | | 1 | 12 | 40 | 7:00:00.00 | 8:28:10.83 | 8:31:25.95 | | 50/52 | 03:15 | | 01:31:26 | 01:31:26 | 26.25 | 26.25 | 00:00 | 09:11:25 |
| | | | 2 | 2 | 35 | 9:11:25.95 | 10:25:17.07 | 10:27:12.39 | | 48/56 | 01:55 | | 01:15:46 | 02:47:12 | 27.71 | 26.91 | 00:00 | 11:07:12 |
| | | | 3 | 13 | 26 | 11:07:12.39 | 12:02:22.04 | 12:11:07.73 | 12:15:09.25 | 67 - 64/63 | 12:47 | 12:49:49 | 01:07:57 | 03:55:09 | 22.96 | 25.77 | 00:00 | 13:05:09 |
| | | | 4 | 11 | 18 | 13:05:09.25 | 13:57:05.34 | 14:16:26.25 | | 54/60 | 19:21 | | 00:51:56 | 04:47:05 | 20.8 | 24.87 | 00:00 | |
| TrailBy: 00:29:57:117 | | | Avg Recovery/Tot Recovery : 00:09:19 / 00:37:18 | | | | | Al Ain Stables/Ali Nasser Sultan Al Yabhouni | | | | | | | | | | |
| 12 | 52 |  | FACUNDO LEITES/10055292/URU | | | | | | | SM FABRICIO/2011/Grey/Gelding/105UK88 | | | | | | | | |
| | | | 1 | 9 | 40 | 7:00:00.00 | 8:28:12.22 | 8:30:53.99 | | 64/56 | 02:42 | | 01:30:54 | 01:30:54 | 26.4 | 26.4 | 00:00 | 09:10:53 |
| | | | 2 | 27 | 35 | 9:10:53.99 | 10:25:24.44 | 10:27:43.94 | 10:31:45.83 | 65 - 52/48 | 06:22 | | 01:25:52 | 02:56:46 | 24.46 | 25.46 | 05:00 | 11:16:45 |
| | | | 3 | 19 | 26 | 11:16:45.83 | 12:15:16.28 | 12:23:11.08 | | 58/56 | 07:55 | 12:58:38 | 01:06:25 | 04:03:11 | 23.49 | 24.92 | 00:00 | 13:13:11 |
| | | | 4 | 12 | 18 | 13:13:11.08 | 13:57:05.47 | 14:13:50.60 | | 53/60 | 16:46 | | 00:43:54 | 04:47:05 | 24.6 | 24.87 | 00:00 | |
| TrailBy: 00:29:57:243 | | | Avg Recovery/Tot Recovery : 00:08:26 / 00:33:45 | | | | | Al Ain Stables/Ali Nasser Sultan Al Yabhouni | | | | | | | | | | |
| 13 | 447 |  | KHALAF AHMAD SAEED AL GHAITH/10095749/UAE | | | | | | | DAVLIN PARK THROB/2011/Grey/Gelding/105PD99 | | | | | | | | |
| | | | 1 | 43 | 40 | 7:00:00.00 | 8:36:31.46 | 8:38:53.95 | | 58/56 | 02:23 | | 01:38:54 | 01:38:54 | 24.27 | 24.27 | 00:00 | 09:18:53 |
| | | | 2 | 31 | 35 | 9:18:53.95 | 10:38:45.52 | 10:42:35.96 | | 57/60 | 03:50 | | 01:23:42 | 03:02:36 | 25.09 | 24.64 | 00:00 | 11:22:35 |
| | | | 3 | 22 | 26 | 11:22:35.96 | 12:24:59.02 | 12:30:03.00 | | 55/56 | 05:04 | 13:04:13 | 01:07:27 | 04:10:03 | 23.13 | 24.24 | 00:00 | 13:20:03 |
| | | | 4 | 13 | 18 | 13:20:03.00 | 14:03:17.48 | 14:12:51.29 | | 57/56 | 09:34 | | 00:43:14 | 04:53:17 | 24.98 | 24.34 | 00:00 | |
| TrailBy: 00:36:09:253 | | | Avg Recovery/Tot Recovery : 00:05:12 / 00:20:51 | | | | | TNT Private Stables/Yousuf Ghanim Ali Ghanim Al Marri | | | | | | | | | | |
| 14 | 50 |  | NARAYAN SINGH DUNGAR SINGH/10033165/IND | | | | | | | TIGRA/2009/Bay/Mare/104ZQ83 | | | | | | | | |
| | | | 1 | 40 | 40 | 7:00:00.00 | 8:34:38.15 | 8:38:04.83 | | 55/60 | 03:27 | | 01:38:05 | 01:38:05 | 24.47 | 24.47 | 00:00 | 09:18:04 |
| 2 | 33 | 35 | 9:18:04.83 | 10:40:01.21 | 10:43:43.45 | | 62/68 | 03:42 | | 01:25:39 | 03:03:43 | 24.52 | 24.49 | 00:00 | 11:23:43 | | | |

Finish (97)

| | | | | | | | | | | | | | | | | | |
|-----------------------|-----------------------|---|---|---|-------------|-------------|-------------|---|--|----------|--|----------|-------|-------|-------|----------|--|
| 14 | 3 | 21 | 26 | 11:23:43.45 | 12:24:41.70 | 12:28:27.73 | | 63/60 | 03:46 | 13:03:02 | 01:04:44 | 04:08:28 | 24.1 | 24.39 | 00:00 | 13:18:27 | |
| | 4 | 14 | 18 | 13:18:27.73 | 14:03:29.69 | 14:21:49.33 | | 54/58 | 18:19 | | 00:45:02 | 04:53:30 | 23.98 | 24.33 | 00:00 | | |
| | TrailBy: 00:36:21:470 | | | Avg Recovery/Tot Recovery : 00:07:18 / 00:29:14 | | | | | Al Ain Stables/Ali Nasser Sultan Al Yabhouni | | | | | | | | |
| 15 | 317 | CECILIA GARCIA/10019545/URU | | | | | | | | | AWARRAN PARK STAR SHADOW/2008/Grey/Gelding/105AC52 | | | | | | |
| | 1 | 39 | 40 | 7:00:00.00 | 8:35:40.02 | 8:37:55.03 | | 45/52 | 02:15 | | 01:37:55 | 01:37:55 | 24.51 | 24.51 | 00:00 | 09:17:55 | |
| | 2 | 28 | 35 | 9:17:55.03 | 10:38:42.97 | 10:40:19.63 | | 56/56 | 01:37 | | 01:22:25 | 03:00:20 | 25.48 | 24.95 | 00:00 | 11:20:19 | |
| | 3 | 24 | 26 | 11:20:19.63 | 12:24:53.32 | 12:28:23.86 | 12:31:57.72 | 73 - 60/62 | 07:05 | 13:01:46 | 01:11:38 | 04:11:58 | 21.78 | 24.05 | 00:00 | 13:21:57 | |
| | 4 | 15 | 18 | 13:21:57.72 | 14:04:14.10 | 14:14:46.75 | | 55/63 | 10:33 | | 00:42:16 | 04:54:14 | 25.55 | 24.27 | 00:00 | | |
| TrailBy: 00:37:05:880 | | | Avg Recovery/Tot Recovery : 00:05:22 / 00:21:30 | | | | | Faisal Bin Zaal Pvt Stables/Faisal Saeed Al Dhaheri | | | | | | | | | |
| 16 | 149 | SHATHRA AHMED MURAD AL HAJJAJ/10054611/UAE | | | | | | | | | PEUMO/2004/Grey/Gelding/103BU54 | | | | | | |
| | 1 | 44 | 40 | 7:00:00.00 | 8:28:21.25 | 8:33:35.06 | 8:38:54.63 | 69 - 60/60 | 10:34 | | 01:38:55 | 01:38:55 | 24.26 | 24.26 | 00:00 | 09:18:54 | |
| | 2 | 36 | 35 | 9:18:54.63 | 10:37:39.04 | 10:44:37.11 | | 61/56 | 06:58 | | 01:25:42 | 03:04:37 | 24.5 | 24.37 | 00:00 | 11:24:37 | |
| | 3 | 25 | 26 | 11:24:37.11 | 12:27:55.52 | 12:34:28.08 | | 63/63 | 06:32 | 13:11:34 | 01:09:51 | 04:14:28 | 22.33 | 23.81 | 00:00 | 13:24:28 | |
| | 4 | 16 | 18 | 13:24:28.08 | 14:07:00.47 | 14:22:14.55 | | 55/56 | 15:15 | | 00:42:32 | 04:57:00 | 25.39 | 24.04 | 00:00 | | |
| TrailBy: 00:39:52:247 | | | Avg Recovery/Tot Recovery : 00:09:49 / 00:39:19 | | | | | Al Khayool Private Stables/Badar Abdulla Al Mutawa | | | | | | | | | |
| 17 | 39 | TERESA SANCHEZ/10094966/URU | | | | | | | | | PICACHO/2010/Chestnut/Gelding/105IW83 | | | | | | |
| | 1 | 46 | 40 | 7:00:00.00 | 8:34:40.76 | 8:39:00.74 | | 59/56 | 04:20 | | 01:39:01 | 01:39:01 | 24.24 | 24.24 | 00:00 | 09:19:00 | |
| | 2 | 32 | 35 | 9:19:00.74 | 10:40:02.54 | 10:42:40.66 | | 64/60 | 02:38 | | 01:23:40 | 03:02:41 | 25.1 | 24.63 | 00:00 | 11:22:40 | |
| | 3 | 23 | 26 | 11:22:40.66 | 12:24:42.33 | 12:30:50.29 | | 61/56 | 06:08 | 13:05:08 | 01:08:10 | 04:10:50 | 22.89 | 24.16 | 00:00 | 13:20:50 | |
| | 4 | 17 | 18 | 13:20:50.29 | 14:14:44.01 | 14:24:38.01 | | 48/52 | 09:54 | | 00:53:54 | 05:04:44 | 20.04 | 23.43 | 00:00 | | |
| TrailBy: 00:47:35:790 | | | Avg Recovery/Tot Recovery : 00:05:45 / 00:23:00 | | | | | Al Ain Stables/Ali Nasser Sultan Al Yabhouni | | | | | | | | | |
| 18 | 259 | HASSAN JUMAA HASSAN AL HAMADI/10135641/COM | | | | | | | | | BURAKHAN B/2006/Grey/Gelding/103SJ83 | | | | | | |
| | 1 | 56 | 40 | 7:00:00.00 | 8:36:48.36 | 8:40:26.60 | | 53/48 | 03:39 | | 01:40:27 | 01:40:27 | 23.89 | 23.89 | 00:00 | 09:20:26 | |
| | 2 | 42 | 35 | 9:20:26.60 | 10:45:05.11 | 10:48:47.70 | | 55/64 | 03:43 | | 01:28:21 | 03:08:48 | 23.77 | 23.84 | 00:00 | 11:28:47 | |
| | 3 | 29 | 26 | 11:28:47.70 | 12:38:56.35 | 12:41:32.03 | | 61/62 | 02:36 | 13:17:13 | 01:12:44 | 04:21:32 | 21.45 | 23.17 | 00:00 | 13:31:32 | |
| | 4 | 18 | 18 | 13:31:32.03 | 14:15:53.02 | 14:23:38.11 | | 53/52 | 07:45 | | 00:44:21 | 05:05:53 | 24.35 | 23.34 | 00:00 | | |
| TrailBy: 00:48:44:797 | | | Avg Recovery/Tot Recovery : 00:04:25 / 00:17:43 | | | | | Amhi Al Mansouri Stables/Khalil Amhi Al Mansouri | | | | | | | | | |
| 19 | 283 | KACHHBA RAM/10113722/IND | | | | | | | | | DORENIKE/2010/Bay/Mare/105CW36 | | | | | | |
| | 1 | 29 | 40 | 7:00:00.00 | 8:28:19.45 | 8:32:29.62 | | 62/57 | 04:11 | | 01:32:30 | 01:32:30 | 25.95 | 25.95 | 00:00 | 09:12:29 | |
| | 2 | 25 | 35 | 9:12:29.62 | 10:28:57.50 | 10:35:12.20 | | 64/60 | 06:14 | | 01:22:43 | 02:55:12 | 25.39 | 25.68 | 00:00 | 11:15:12 | |
| | 3 | 26 | 26 | 11:15:12.20 | 12:29:29.85 | 12:34:31.31 | | 58/60 | 05:01 | 13:07:28 | 01:19:19 | 04:14:31 | 19.67 | 23.81 | 00:00 | 13:24:31 | |
| | 4 | 19 | 18 | 13:24:31.31 | 14:20:48.29 | 14:26:53.17 | | 58/54 | 06:05 | | 00:56:17 | 05:10:48 | 19.19 | 22.97 | 00:00 | | |
| TrailBy: 00:53:40:070 | | | Avg Recovery/Tot Recovery : 00:05:22 / 00:21:31 | | | | | Bin Ghalaita Endurance Stables/Khalid Bin Ghalaita | | | | | | | | | |
| 20 | 256 | SAIF ABDULLA HELAL MOHAMED ALKUWAITI/10160390/UAE | | | | | | | | | BARAKA MALIYA/2006/Grey/Mare/103UQ08 | | | | | | |
| | 1 | 51 | 40 | 7:00:00.00 | 8:35:28.33 | 8:39:54.44 | | 60/61 | 04:26 | | 01:39:54 | 01:39:54 | 24.02 | 24.02 | 00:00 | 09:19:54 | |
| | 2 | 43 | 35 | 9:19:54.44 | 10:44:00.30 | 10:49:11.05 | | 64/64 | 05:11 | | 01:29:17 | 03:09:11 | 23.52 | 23.79 | 00:00 | 11:29:11 | |
| | 3 | 30 | 26 | 11:29:11.05 | 12:39:20.54 | 12:44:42.57 | | 61/60 | 05:22 | 13:21:01 | 01:15:32 | 04:24:43 | 20.66 | 22.89 | 00:00 | 13:34:42 | |
| | 4 | 20 | 18 | 13:34:42.57 | 14:22:00.70 | 14:32:52.69 | | 56/56 | 10:52 | | 00:47:18 | 05:12:01 | 22.83 | 22.88 | 00:00 | | |
| TrailBy: 00:54:52:473 | | | Avg Recovery/Tot Recovery : 00:06:27 / 00:25:51 | | | | | Alsaiqa Stable/Ali Abdulla Mohd Al Dhaheri | | | | | | | | | |
| 21 | 315 | MICHAELA SUPEKOVA/10109257/SVK | | | | | | | | | DAIGHAR/2006/Grey/Gelding/103UQ04 | | | | | | |
| | 1 | 67 | 40 | 7:00:00.00 | 8:35:40.57 | 8:37:56.34 | 8:42:05.51 | 71 - 54/48 | 06:25 | | 01:42:06 | 01:42:06 | 23.51 | 23.51 | 00:00 | 09:22:05 | |
| | 2 | 39 | 35 | 9:22:05.51 | 10:46:03.05 | 10:47:52.33 | | 58/64 | 01:49 | | 01:25:47 | 03:07:52 | 24.48 | 23.95 | 00:00 | 11:27:52 | |
| | 3 | 28 | 26 | 11:27:52.33 | 12:38:53.41 | 12:40:47.95 | | 55/60 | 01:55 | 13:12:59 | 01:12:56 | 04:20:48 | 21.39 | 23.24 | 00:00 | 13:30:47 | |
| | 4 | 21 | 18 | 13:30:47.95 | 14:22:05.25 | 14:27:30.77 | | 55/54 | 05:26 | | 00:51:17 | 05:12:05 | 21.06 | 22.88 | 00:00 | | |
| TrailBy: 00:54:57:027 | | | Avg Recovery/Tot Recovery : 00:03:53 / 00:15:35 | | | | | Faisal Bin Zaal Pvt Stables/Faisal Saeed Al Dhaheri | | | | | | | | | |

Finish (97)

| | | | | | | | | | | | | | | | | | | |
|-----------------------|-----|---|---|----|----|-------------|-------------|---|--|--|-------|----------|----------|----------|-------|-------|-------|----------|
| 22 | 385 |  | HARRIET CONSTANCE GARDNER BROWN/10146723/GBR | | | | | | | LITTLEBANKS SILVER ECO/2009/Grey/Gelding/105XF72 | | | | | | | | |
| | | | 1 | 53 | 40 | 7:00:00.00 | 8:36:33.65 | 8:40:20.12 | | 46/48 | 03:46 | | 01:40:20 | 01:40:20 | 23.92 | 23.92 | 00:00 | 09:20:20 |
| | | | 2 | 41 | 35 | 9:20:20.12 | 10:45:06.73 | 10:48:31.38 | | 55/56 | 03:24 | | 01:28:11 | 03:08:31 | 23.81 | 23.87 | 00:00 | 11:28:31 |
| | | | 3 | 32 | 26 | 11:28:31.38 | 12:42:10.55 | 12:44:55.91 | | 60/60 | 02:45 | 13:24:19 | 01:16:25 | 04:24:56 | 20.42 | 22.87 | 00:00 | 13:34:55 |
| | | | 4 | 22 | 18 | 13:34:55.91 | 14:22:20.45 | 14:32:48.27 | | 51/56 | 10:28 | | 00:47:25 | 05:12:20 | 22.78 | 22.86 | 00:00 | |
| TrailBy: 00:55:12:223 | | | Avg Recovery/Tot Recovery : 00:05:05 / 00:20:23 | | | | | Matar Endurance Stables/Matar Hamad Fadhel Al Mazrouei | | | | | | | | | | |
| 23 | 40 |  | RAMESH KUMAR SELVARATHNAM/10183511/SRI | | | | | | | SUMMERVALE AFRA'S FINITO/2009/Chestnut/Gelding/105VU21 | | | | | | | | |
| | | | 1 | 61 | 40 | 7:00:00.00 | 8:36:44.36 | 8:40:39.17 | | 62/60 | 03:55 | | 01:40:39 | 01:40:39 | 23.84 | 23.84 | 00:00 | 09:20:39 |
| | | | 2 | 40 | 35 | 9:20:39.17 | 10:45:03.37 | 10:48:21.36 | | 61/60 | 03:18 | | 01:27:42 | 03:08:21 | 23.94 | 23.89 | 00:00 | 11:28:21 |
| | | | 3 | 31 | 26 | 11:28:21.36 | 12:42:11.71 | 12:44:44.54 | | 58/60 | 02:33 | 13:18:15 | 01:16:23 | 04:24:45 | 20.42 | 22.89 | 00:00 | 13:34:44 |
| | | | 4 | 23 | 18 | 13:34:44.54 | 14:22:55.81 | 14:30:07.15 | | 49/54 | 07:11 | | 00:48:11 | 05:12:56 | 22.41 | 22.82 | 00:00 | |
| TrailBy: 00:55:47:583 | | | Avg Recovery/Tot Recovery : 00:04:14 / 00:16:57 | | | | | Al Abbar Private Stable/Mohd Ahmed Hassan Al Abbar | | | | | | | | | | |
| 24 | 57 |  | HASSAN RAZA AMJAD ABBAS/10160408/PAK | | | | | | | H C FLORA/2007/Bay/Mare/103YY64 | | | | | | | | |
| | | | 1 | 87 | 40 | 7:00:00.00 | 8:43:29.72 | 8:45:52.81 | | 54/55 | 02:23 | | 01:45:53 | 01:45:53 | 22.67 | 22.67 | 00:00 | 09:25:52 |
| | | | 2 | 55 | 35 | 9:25:52.81 | 10:55:36.71 | 10:57:52.56 | | 63/60 | 02:16 | | 01:32:00 | 03:17:53 | 22.83 | 22.74 | 00:00 | 11:37:52 |
| | | | 3 | 33 | 26 | 11:37:52.56 | 12:46:23.49 | 12:48:59.83 | | 61/60 | 02:37 | 13:22:02 | 01:11:07 | 04:29:00 | 21.93 | 22.53 | 00:00 | 13:38:59 |
| | | | 4 | 24 | 18 | 13:38:59.83 | 14:29:20.18 | 14:34:28.71 | | 54/60 | 05:09 | | 00:50:20 | 05:19:20 | 21.45 | 22.36 | 00:00 | |
| TrailBy: 01:02:11:953 | | | Avg Recovery/Tot Recovery : 00:03:06 / 00:12:25 | | | | | Al Awatif Stable/Mohammed Naser Ali Al Qetaiti | | | | | | | | | | |
| 25 | 157 |  | MAHENDRA SINGH KAN SINGH/10137266/IND | | | | | | | IMPARJA NASEM CJ/2008/Grey/Mare/104NR79 | | | | | | | | |
| | | | 1 | 47 | 40 | 7:00:00.00 | 8:35:20.74 | 8:39:08.21 | | 62/54 | 03:47 | | 01:39:08 | 01:39:08 | 24.21 | 24.21 | 00:00 | 09:19:08 |
| | | | 2 | 45 | 35 | 9:19:08.21 | 10:44:11.30 | 10:50:48.43 | | 61/62 | 06:37 | | 01:31:40 | 03:10:48 | 22.91 | 23.58 | 00:00 | 11:30:48 |
| | | | 3 | 34 | 26 | 11:30:48.43 | 12:45:57.06 | 12:49:38.44 | | 61/56 | 03:41 | 13:15:36 | 01:18:50 | 04:29:38 | 19.79 | 22.47 | 00:00 | 13:39:38 |
| | | | 4 | 25 | 18 | 13:39:38.44 | 14:31:15.30 | 14:39:20.61 | | 55/52 | 08:06 | | 00:51:37 | 05:21:15 | 20.92 | 22.23 | 00:00 | |
| TrailBy: 01:04:07:073 | | | Avg Recovery/Tot Recovery : 00:05:32 / 00:22:11 | | | | | Al Khayyal Stable/Adnan Sabeel Al Baloushi | | | | | | | | | | |
| 26 | 183 |  | NUR MOHOMMOD ALI BABLU MD/10146380/BAN | | | | | | | EL PASO BIN MISHWAAR/2010/Grey/Gelding/105VH24 | | | | | | | | |
| | | | 1 | 66 | 40 | 7:00:00.00 | 8:38:26.46 | 8:41:47.45 | | 61/60 | 03:21 | | 01:41:47 | 01:41:47 | 23.58 | 23.58 | 00:00 | 09:21:47 |
| | | | 2 | 50 | 35 | 9:21:47.45 | 10:51:04.64 | 10:55:42.24 | | 53/52 | 04:37 | | 01:33:55 | 03:15:42 | 22.36 | 22.99 | 00:00 | 11:35:42 |
| | | | 3 | 36 | 26 | 11:35:42.24 | 12:47:37.02 | 12:51:06.23 | | 51/60 | 03:29 | 13:21:36 | 01:15:24 | 04:31:06 | 20.69 | 22.35 | 00:00 | 13:41:06 |
| | | | 4 | 26 | 18 | 13:41:06.23 | 14:33:11.55 | 14:42:29.62 | | 52/52 | 09:18 | | 00:52:05 | 05:23:12 | 20.73 | 22.09 | 00:00 | |
| TrailBy: 01:06:03:323 | | | Avg Recovery/Tot Recovery : 00:05:11 / 00:20:45 | | | | | Al Mugheer Pvt Stables/Suhail Mugheer Alameemi | | | | | | | | | | |
| 27 | 233 |  | BHAWANI SINGH KHINV SINGH/10132638/IND | | | | | | | CEUTA DO VALONGO/2007/Chestnut/Mare/105AM60 | | | | | | | | |
| | | | 1 | 75 | 40 | 7:00:00.00 | 8:35:23.81 | 8:44:18.12 | | 56/60 | 08:54 | | 01:44:18 | 01:44:18 | 23.01 | 23.01 | 00:00 | 09:24:18 |
| | | | 2 | 66 | 35 | 9:24:18.12 | 10:55:50.55 | 11:03:05.78 | | 61/60 | 07:15 | | 01:38:48 | 03:23:06 | 21.26 | 22.16 | 00:00 | 11:43:05 |
| | | | 3 | 44 | 26 | 11:43:05.78 | 12:53:32.09 | 13:01:31.18 | | 60/60 | 07:59 | 13:34:27 | 01:18:25 | 04:41:31 | 19.89 | 21.53 | 00:00 | 13:51:31 |
| | | | 4 | 27 | 18 | 13:51:31.18 | 14:33:32.29 | 14:50:58.25 | | 57/60 | 17:26 | | 00:42:01 | 05:23:32 | 25.7 | 22.07 | 00:00 | |
| TrailBy: 01:06:24:067 | | | Avg Recovery/Tot Recovery : 00:10:23 / 00:41:34 | | | | | Al Sarab Endurance Stables/Saleh Mohammed Saleh Bin Nassra Al Ameri | | | | | | | | | | |
| 28 | 236 |  | PEHAP SINGH/10135119/IND | | | | | | | CONGO/2008/Bay/Gelding/104ZK35 | | | | | | | | |
| | | | 1 | 65 | 40 | 7:00:00.00 | 8:35:22.62 | 8:41:43.74 | | 52/52 | 06:21 | | 01:41:44 | 01:41:44 | 23.59 | 23.59 | 00:00 | 09:21:43 |
| | | | 2 | 53 | 35 | 9:21:43.74 | 10:48:54.03 | 10:57:20.95 | | 63/56 | 08:27 | | 01:35:37 | 03:17:21 | 21.96 | 22.8 | 00:00 | 11:37:20 |
| | | | 3 | 39 | 26 | 11:37:20.95 | 12:50:00.56 | 12:53:42.03 | | 59/60 | 03:41 | 13:25:43 | 01:16:21 | 04:33:42 | 20.43 | 22.14 | 00:00 | 13:43:42 |
| | | | 4 | 28 | 18 | 13:43:42.03 | 14:33:32.59 | 14:45:54.73 | | 58/64 | 12:22 | | 00:49:51 | 05:23:33 | 21.67 | 22.07 | 00:00 | |
| TrailBy: 01:06:24:363 | | | Avg Recovery/Tot Recovery : 00:07:42 / 00:30:51 | | | | | Al Sarab Endurance Stables/Readh Faraj Ahmed Al Kindi | | | | | | | | | | |
| 29 | 389 |  | ROBIN RIVIERE/10061229/FRA | | | | | | | FATTY/2003/Bay/Gelding/102T267 | | | | | | | | |
| | | | 1 | 50 | 40 | 7:00:00.00 | 8:36:27.32 | 8:39:43.90 | | 59/6 | 03:17 | | 01:39:44 | 01:39:44 | 24.06 | 24.06 | 00:00 | 09:19:43 |








Finish (97)

| | | | | | | | | | | | | | | | | | |
|-----------------------|-----------------------|---|---|-------------|-------------|---|---|------------|-------|--|----------|----------|-------|-------|-------|----------|--|
| 29 | 2 | 47 | 35 | 9:19:43.90 | 10:51:10.13 | 10:54:07.38 | | 63/64 | 02:57 | | 01:34:23 | 03:14:07 | 22.25 | 23.18 | 00:00 | 11:34:07 | |
| | 3 | 35 | 26 | 11:34:07.38 | 12:47:31.44 | 12:50:19.10 | | 63/64 | 02:48 | 13:26:48 | 01:16:12 | 04:30:19 | 20.47 | 22.42 | 00:00 | 13:40:19 | |
| | 4 | 29 | 18 | 13:40:19.10 | 14:34:01.16 | 14:41:35.63 | | 49/52 | 07:35 | | 00:53:42 | 05:24:01 | 20.11 | 22.04 | 00:00 | | |
| | TrailBy: 01:06:52:940 | | Avg Recovery/Tot Recovery : 00:04:09 / 00:16:37 | | | | Mezyad Endurance Stables /Suhail Abdulla Thani Alnuaimi | | | | | | | | | | |
| 30 | 96 |  | GULIM AYAGANOVA/10135572/KAZ | | | | | | | KELKETTE PARK DEFINITION/2006/Grey/Gelding/104DQ11 | | | | | | | |
| | 1 | 90 | 40 | 7:00:00.00 | 8:42:56.65 | 8:46:11.30 | | 50/56 | 03:14 | | 01:46:11 | 01:46:11 | 22.6 | 22.6 | 00:00 | 09:26:11 | |
| | 2 | 69 | 35 | 9:26:11.30 | 11:01:03.94 | 11:03:47.78 | | 59/60 | 02:44 | | 01:37:36 | 03:23:48 | 21.51 | 22.08 | 00:00 | 11:43:47 | |
| | 3 | 43 | 26 | 11:43:47.78 | 12:58:30.79 | 13:01:14.26 | | 59/56 | 02:43 | 13:43:12 | 01:17:26 | 04:41:14 | 20.14 | 21.55 | 00:00 | 13:51:14 | |
| | 4 | 30 | 18 | 13:51:14.26 | 14:34:14.69 | 14:42:10.43 | | 55/52 | 07:55 | | 00:43:00 | 05:24:15 | 25.11 | 22.02 | 00:00 | | |
| TrailBy: 01:07:06:467 | | Avg Recovery/Tot Recovery : 00:04:09 / 00:16:36 | | | | Al Giyad Stables/Hussain Ali Mohamed Yousif Al Marzooqi | | | | | | | | | | | |
| 31 | 97 |  | MUHAMMAD USMAN FAQIR MUHAMMAD/10082662/PAK | | | | | | | LONSDALE/2007/Bay/Gelding/104ED74 | | | | | | | |
| | 1 | 85 | 40 | 7:00:00.00 | 8:42:47.83 | 8:45:49.64 | | 64/60 | 03:02 | | 01:45:50 | 01:45:50 | 22.68 | 22.68 | 00:00 | 09:25:49 | |
| | 2 | 67 | 35 | 9:25:49.64 | 11:00:04.71 | 11:03:40.21 | | 58/60 | 03:35 | | 01:37:51 | 03:23:40 | 21.46 | 22.09 | 00:00 | 11:43:40 | |
| | 3 | 46 | 26 | 11:43:40.21 | 12:58:32.78 | 13:01:54.44 | | 64/60 | 03:21 | 13:40:59 | 01:18:14 | 04:41:54 | 19.94 | 21.5 | 00:00 | 13:51:54 | |
| | 4 | 31 | 18 | 13:51:54.44 | 14:34:14.75 | 14:44:31.07 | | 52/54 | 10:16 | | 00:42:20 | 05:24:15 | 25.51 | 22.02 | 00:00 | | |
| TrailBy: 01:07:06:530 | | Avg Recovery/Tot Recovery : 00:05:03 / 00:20:14 | | | | Al Giyad Stables/Hussain Ali Mohamed Yousif Al Marzooqi | | | | | | | | | | | |
| 32 | 386 |  | FARES AHMAD SAEED DAAFOOS AMER AL MANSOORI/10169967/UAE | | | | | | | KH SADUR/2012/Chestnut/Gelding/106HE15 | | | | | | | |
| | 1 | 78 | 40 | 7:00:00.00 | 8:40:02.70 | 8:44:31.97 | | 60/60 | 04:29 | | 01:44:32 | 01:44:32 | 22.96 | 22.96 | 00:00 | 09:24:31 | |
| | 2 | 54 | 35 | 9:24:31.97 | 10:54:41.67 | 10:57:33.94 | | 59/60 | 02:52 | | 01:33:20 | 03:17:52 | 22.5 | 22.74 | 00:18 | 11:37:51 | |
| | 3 | 41 | 26 | 11:37:51.94 | 12:47:31.36 | 12:54:55.98 | | 58/56 | 07:25 | 13:26:43 | 01:17:44 | 04:35:36 | 20.07 | 21.99 | 00:40 | 13:45:35 | |
| | 4 | 32 | 18 | 13:45:35.98 | 14:34:27.87 | 14:46:20.47 | | 60/60 | 11:52 | | 00:48:52 | 05:24:28 | 22.1 | 22.01 | 00:00 | | |
| TrailBy: 01:07:19:643 | | Avg Recovery/Tot Recovery : 00:06:39 / 00:26:38 | | | | Mas Endurance Stable/Mansoor Ahmad Ali Al Sabousi | | | | | | | | | | | |
| 33 | 177 |  | MATAR SAEED MOHD AL KAABI/10072677/UAE | | | | | | | HEATHFIELDS FIRE/2004/Chestnut/Gelding/102ZR35 | | | | | | | |
| | 1 | 81 | 40 | 7:00:00.00 | 8:38:23.48 | 8:41:39.46 | 8:45:05.44 | 65 - 56/60 | 06:42 | | 01:45:05 | 01:45:05 | 22.84 | 22.84 | 00:00 | 09:25:05 | |
| | 2 | 57 | 35 | 9:25:05.44 | 10:50:59.32 | 10:58:32.42 | | 62/64 | 07:33 | | 01:33:27 | 03:18:32 | 22.47 | 22.67 | 00:00 | 11:38:32 | |
| | 3 | 42 | 26 | 11:38:32.42 | 12:50:22.74 | 12:59:51.65 | | 59/62 | 09:29 | 13:33:00 | 01:21:19 | 04:39:52 | 19.18 | 21.65 | 00:00 | 13:49:51 | |
| | 4 | 33 | 18 | 13:49:51.65 | 14:35:03.69 | 14:48:44.99 | | 57/56 | 13:41 | | 00:45:12 | 05:25:04 | 23.89 | 21.97 | 00:00 | | |
| TrailBy: 01:07:55:470 | | Avg Recovery/Tot Recovery : 00:09:21 / 00:37:25 | | | | Al Mugheer Pvt Stables/Rashed Mugheer Almimi | | | | | | | | | | | |
| 34 | 154 |  | INDER SINGH GAYAR SINGH/10160890/IND | | | | | | | EPICA/2009/Grey/Mare/105NC38 | | | | | | | |
| | 1 | 88 | 40 | 7:00:00.00 | 8:43:03.17 | 8:45:59.52 | | 62/54 | 02:57 | | 01:46:00 | 01:46:00 | 22.64 | 22.64 | 00:00 | 09:25:59 | |
| | 2 | 95 | 35 | 9:25:59.52 | 11:07:31.76 | 11:10:09.42 | | 57/56 | 02:37 | | 01:44:10 | 03:30:09 | 20.16 | 21.41 | 00:00 | 11:50:09 | |
| | 3 | 45 | 26 | 11:50:09.42 | 12:59:14.54 | 13:01:39.57 | | 58/56 | 02:25 | 13:33:33 | 01:11:30 | 04:41:40 | 21.82 | 21.52 | 00:00 | 13:51:39 | |
| | 4 | 34 | 18 | 13:51:39.57 | 14:35:14.30 | 14:44:14.50 | | 55/56 | 09:01 | | 00:43:35 | 05:25:14 | 24.78 | 21.95 | 00:00 | | |
| TrailBy: 01:08:06:073 | | Avg Recovery/Tot Recovery : 00:04:15 / 00:17:00 | | | | TNT Private Stables/Ahmad Mohd Ahmed Belqaizi | | | | | | | | | | | |
| 35 | 67 |  | ALREEM OMAR ABDUL JALIL AL MUTAWA/10055504/UAE | | | | | | | CHALIL AL MALAK/2012/Grey/Gelding/0 | | | | | | | |
| | 1 | 111 | 40 | 7:00:00.00 | 8:47:35.60 | 8:50:13.59 | | 53/52 | 02:38 | | 01:50:14 | 01:50:14 | 21.77 | 21.77 | 00:00 | 09:30:13 | |
| | 2 | 68 | 35 | 9:30:13.59 | 11:01:18.21 | 11:03:40.88 | | 58/56 | 02:23 | | 01:33:27 | 03:23:41 | 22.47 | 22.09 | 00:00 | 11:43:40 | |
| | 3 | 53 | 26 | 11:43:40.88 | 13:00:04.20 | 13:03:38.90 | | 56/60 | 03:35 | 13:37:28 | 01:19:58 | 04:43:39 | 19.51 | 21.36 | 00:00 | 13:53:38 | |
| | 4 | 35 | 18 | 13:53:38.90 | 14:37:21.00 | 14:46:15.00 | | 52/54 | 08:54 | | 00:43:42 | 05:27:21 | 24.71 | 21.81 | 00:00 | | |
| TrailBy: 01:10:12:777 | | Avg Recovery/Tot Recovery : 00:04:22 / 00:17:30 | | | | Al Azem Stable/Ali Husain Alblooshi | | | | | | | | | | | |









Finish (97)

| | | | | | | | | | | | | | | | | | | |
|-----------------------|-----|----|--|-------------|-------------|-------------|-------------|---|--|---|----------|----------|----------|----------|----------|-------|-------|----------|
| 36 | 405 | | MOHAMED HASAN AHMED AL HAMMADI/0/UAE | | | | | | | GUERRERO AG/2010/Chestnut/Gelding/105ZN53 | | | | | | | | |
| | | | 1 | 96 | 40 | 7:00:00.00 | 8:41:14.11 | 8:47:27.55 | | 59/52 | 06:14 | | 01:47:28 | 01:47:28 | 22.33 | 22.33 | 00:00 | 09:27:27 |
| | | | 2 | 71 | 35 | 9:27:27.55 | 11:00:10.50 | 11:04:32.41 | | 59/60 | 04:21 | | 01:37:05 | 03:24:32 | 21.63 | 22 | 00:00 | 11:44:32 |
| | | | 3 | 54 | 26 | 11:44:32.41 | 12:59:00.69 | 13:03:56.33 | | 60/61 | 04:55 | 13:32:30 | 01:19:24 | 04:43:56 | 19.65 | 21.34 | 00:00 | 13:53:56 |
| | | | 4 | 36 | 18 | 13:53:56.33 | 14:40:47.80 | 14:51:35.62 | | 52/60 | 10:48 | | 00:46:51 | 05:30:48 | 23.05 | 21.58 | 00:00 | |
| TrailBy: 01:13:39:573 | | | Avg Recovery/Tot Recovery : 00:06:34 / 00:26:18 | | | | | Rakna Endurance Stables/Salem Obaid Alkhyeli | | | | | | | | | | |
| 37 | 178 | | RAWDHA SALEM SULTAN BATTI AL MEHAIRBI/10160640/UAE | | | | | | | GUNSMOKE/2008/Grey/Gelding/104NR64 | | | | | | | | |
| | | | 1 | 70 | 40 | 7:00:00.00 | 8:38:24.82 | 8:43:10.10 | | 61/56 | 04:45 | | 01:43:10 | 01:43:10 | 23.26 | 23.26 | 00:00 | 09:23:10 |
| | | | 2 | 51 | 35 | 9:23:10.10 | 10:51:00.78 | 10:55:54.33 | | 57/60 | 04:53 | | 01:32:44 | 03:15:54 | 22.64 | 22.97 | 00:00 | 11:35:54 |
| | | | 3 | 37 | 26 | 11:35:54.33 | 12:48:57.50 | 12:52:33.04 | | 63/62 | 03:35 | 13:25:31 | 01:16:39 | 04:32:33 | 20.35 | 22.23 | 00:00 | 13:42:33 |
| | | | 4 | 37 | 18 | 13:42:33.04 | 14:40:48.67 | 14:53:37.27 | | 49/50 | 12:48 | | 00:58:16 | 05:30:49 | 18.54 | 21.58 | 00:00 | |
| TrailBy: 01:13:40:450 | | | Avg Recovery/Tot Recovery : 00:06:30 / 00:26:01 | | | | | Al Mugheer Pvt Stables/Suhail Mugheer Alameemi | | | | | | | | | | |
| 38 | 169 | | MOHAMAD AHMAD ALI AL HAMADI/10147018/COM | | | | | | | MA ORIENTAL/2005/Grey/Gelding/103SS64 | | | | | | | | |
| | | | 1 | 108 | 40 | 7:00:00.00 | 8:45:16.13 | 8:50:00.49 | | 61/56 | 04:44 | | 01:50:00 | 01:50:00 | 21.82 | 21.82 | 00:00 | 09:30:00 |
| | | | 2 | 98 | 35 | 9:30:00.49 | 11:05:32.28 | 11:10:50.22 | | 62/60 | 05:18 | | 01:40:50 | 03:30:50 | 20.83 | 21.34 | 00:00 | 11:50:50 |
| | | | 3 | 64 | 26 | 11:50:50.22 | 13:01:48.52 | 13:07:46.19 | | 61/60 | 05:57 | 13:40:21 | 01:16:56 | 04:47:46 | 20.28 | 21.06 | 00:00 | 13:57:46 |
| | | | 4 | 38 | 18 | 13:57:46.19 | 14:40:48.77 | 14:58:37.77 | | 56/56 | 17:49 | | 00:43:03 | 05:30:49 | 25.09 | 21.58 | 00:00 | |
| TrailBy: 01:13:40:550 | | | Avg Recovery/Tot Recovery : 00:08:27 / 00:33:48 | | | | | Al Marri Pvt Stables/Ahmed Mohammed Bintouq Almarri | | | | | | | | | | |
| 39 | 101 | | ZARINA TURDYEVA/10102450/KGZ | | | | | | | DUBAI 55/2010/Chestnut/Gelding/0 | | | | | | | | |
| | | | 1 | 95 | 40 | 7:00:00.00 | 8:41:52.22 | 8:47:09.02 | | 63/62 | 05:17 | | 01:47:09 | 01:47:09 | 22.4 | 22.4 | 00:00 | 09:27:09 |
| | | | 2 | 70 | 35 | 9:27:09.02 | 10:59:46.66 | 11:04:29.74 | | 63/64 | 04:43 | | 01:37:21 | 03:24:30 | 21.57 | 22.01 | 00:00 | 11:44:29 |
| | | | 3 | 47 | 26 | 11:44:29.74 | 12:58:26.04 | 13:02:29.31 | | 64/64 | 04:03 | 13:35:05 | 01:18:00 | 04:42:29 | 20 | 21.45 | 00:00 | 13:52:29 |
| | | | 4 | 39 | 18 | 13:52:29.31 | 14:41:22.13 | 14:58:10.18 | | 62/60 | 16:48 | | 00:48:53 | 05:31:22 | 22.09 | 21.55 | 00:00 | |
| TrailBy: 01:14:13:907 | | | Avg Recovery/Tot Recovery : 00:07:42 / 00:30:51 | | | | | Al Giyad Stables/Hussain Ali Mohamed Yousif Al Marzooqi | | | | | | | | | | |
| 40 | 216 | | MEHALHL MUBARAK AL AMERI/10155461/UAE | | | | | | | GAZAL PAKLI/2004/Grey/Gelding/102ZK43 | | | | | | | | |
| | | | 1 | 103 | 40 | 7:00:00.00 | 8:46:24.98 | 8:49:26.85 | | 47/52 | 03:02 | | 01:49:27 | 01:49:27 | 21.93 | 21.93 | 00:00 | 09:29:26 |
| | | | 2 | 79 | 35 | 9:29:26.85 | 11:03:48.34 | 11:06:51.65 | | 53/52 | 03:04 | | 01:37:25 | 03:26:52 | 21.56 | 21.75 | 00:00 | 11:46:51 |
| | | | 3 | 50 | 26 | 11:46:51.65 | 12:57:39.90 | 13:03:19.26 | | 61/60 | 05:39 | 13:38:37 | 01:16:28 | 04:43:19 | 20.4 | 21.39 | 00:00 | 13:53:19 |
| | | | 4 | 40 | 18 | 13:53:19.26 | 14:42:17.70 | 14:55:10.12 | | 59/62 | 12:52 | | 00:48:58 | 05:32:18 | 22.05 | 21.49 | 00:00 | |
| TrailBy: 01:15:09:480 | | | Avg Recovery/Tot Recovery : 00:06:09 / 00:24:37 | | | | | Al Rawahel Private Stables/Abdullah Salem Al Ameri | | | | | | | | | | |
| 41 | 407 | | AUDREY PLANCHON/10113563/FRA | | | | | | | MAGDA DE SAULARIE/2009/Grey/Mare/104ZS62 | | | | | | | | |
| | | | 1 | 155 | 40 | 7:00:00.00 | 8:48:06.12 | 8:54:56.09 | | 51/52 | 06:50 | | 01:54:56 | 01:54:56 | 20.88 | 20.88 | 00:00 | 09:34:56 |
| | | | 2 | 105 | 35 | 9:34:56.09 | 11:08:37.68 | 11:12:40.45 | | 57/56 | 04:02 | | 01:37:44 | 03:32:40 | 21.49 | 21.16 | 00:00 | 11:52:40 |
| | | | 3 | 59 | 26 | 11:52:40.45 | 13:01:46.11 | 13:06:41.57 | | 58/56 | 04:56 | 13:41:36 | 01:14:01 | 04:46:42 | 21.08 | 21.14 | 00:00 | 13:56:41 |
| | | | 4 | 41 | 18 | 13:56:41.57 | 14:42:17.74 | 14:53:07.53 | | 53/56 | 10:50 | | 00:45:36 | 05:32:18 | 23.68 | 21.49 | 00:00 | |
| TrailBy: 01:15:09:513 | | | Avg Recovery/Tot Recovery : 00:06:39 / 00:26:38 | | | | | W.S.S/Khaled Zayed Alblooshi | | | | | | | | | | |
| 42 | 217 | | MICAELA PAROLDI/10117184/UAE | | | | | | | JERJES 50/2007/Grey/Gelding/105EU00 | | | | | | | | |
| | | | 1 | 109 | 40 | 7:00:00.00 | 8:46:27.20 | 8:50:09.44 | | 53/50 | 03:42 | | 01:50:09 | 01:50:09 | 21.79 | 21.79 | 00:00 | 09:30:09 |
| | | | 2 | 80 | 35 | 9:30:09.44 | 11:03:49.78 | 11:06:52.03 | | 56/60 | 03:02 | | 01:36:43 | 03:26:52 | 21.71 | 21.75 | 00:00 | 11:46:52 |
| | | | 3 | 57 | 26 | 11:46:52.03 | 12:57:39.77 | 13:05:40.63 | | 53/60 | 08:01 | 13:42:00 | 01:18:49 | 04:45:41 | 19.79 | 21.21 | 00:00 | 13:55:40 |
| | | | 4 | 42 | 18 | 13:55:40.63 | 14:42:18.41 | 14:55:09.10 | | 50/54 | 12:51 | | 00:46:38 | 05:32:18 | 23.16 | 21.49 | 00:00 | |
| TrailBy: 01:15:10:183 | | | Avg Recovery/Tot Recovery : 00:06:54 / 00:27:36 | | | | | Al Rawahel Private Stables/Abdullah Salem Al Ameri | | | | | | | | | | |
| 43 | 428 | | EISSA MOHD HUMAID AL QUBAISI/10113250/UAE | | | | | | | MEDIA PUZZLE/2005/Others/Gelding/104XT83 | | | | | | | | |
| | | | 1 | 159 | 40 | 7:00:00.00 | 8:49:58.71 | 8:55:26.43 | | 53/56 | 05:27 | | 01:55:26 | 01:55:26 | 20.79 | 20.79 | 00:00 | 09:35:26 |
| 2 | 118 | 35 | 9:35:26.43 | 11:09:46.82 | 11:15:34.89 | | 60/60 | 05:48 | | 01:40:08 | 03:35:35 | 20.97 | 20.87 | 00:00 | 11:55:34 | | | |








Finish (97)

| | | | | | | | | | | | | | | | | |
|-----------------------|-----------------------|---|---|---|-------------|-------------|-------------|--|--|----------|----------|----------|-------|-------|-------|----------|
| 43 | 3 | 66 | 26 | 11:55:34.89 | 13:02:47.11 | 13:10:09.25 | | 59/60 | 07:22 | 13:46:04 | 01:14:34 | 04:50:09 | 20.92 | 20.89 | 00:00 | 14:00:09 |
| | 4 | 43 | 18 | 14:00:09.25 | 14:42:57.10 | 14:56:13.49 | | 55/60 | 13:16 | | 00:42:48 | 05:32:57 | 25.24 | 21.44 | 00:00 | |
| | TrailBy: 01:15:48:880 | | | Avg Recovery/Tot Recovery : 00:07:58 / 00:31:53 | | | | | SMB PVT Stable/Saeed Moosa Fairouz Busaood | | | | | | | |
| 44 | 66 |  | ALI RAZA BUTT MUHAMMAD AFZAL/0/PAK | | | | | EGON/2009/Grey/Gelding/104YZ55 | | | | | | | | |
| | 1 | 99 | 40 | 7:00:00.00 | 8:42:36.92 | 8:48:50.88 | | 62/60 | 06:14 | | 01:48:51 | 01:48:51 | 22.05 | 22.05 | 00:00 | 09:28:50 |
| | 2 | 102 | 35 | 9:28:50.88 | 11:04:18.61 | 11:11:36.81 | | 61/60 | 07:18 | | 01:42:46 | 03:31:37 | 20.43 | 21.27 | 00:00 | 11:51:36 |
| | 3 | 71 | 26 | 11:51:36.81 | 13:04:43.07 | 13:12:57.25 | | 62/60 | 08:14 | 13:42:27 | 01:21:20 | 04:52:57 | 19.18 | 20.69 | 00:00 | 14:02:57 |
| | 4 | 44 | 18 | 14:02:57.25 | 14:43:23.54 | 15:09:19.22 | | 62/60 | 25:55 | | 00:40:26 | 05:33:24 | 26.71 | 21.42 | 00:00 | |
| TrailBy: 01:16:15:317 | | | Avg Recovery/Tot Recovery : 00:11:55 / 00:47:41 | | | | | Al Awatif Stable/Mohammed Naser Ali Al Qetaiti | | | | | | | | |
| 45 | 116 |  | QAMAR RASUL MUHAMMAD AKRAM/10147016/PAK | | | | | QUIRITA/2009/Chestnut/Mare/105LN38 | | | | | | | | |
| | 1 | 101 | 40 | 7:00:00.00 | 8:46:11.35 | 8:49:01.19 | | 64/56 | 02:50 | | 01:49:01 | 01:49:01 | 22.01 | 22.01 | 00:00 | 09:29:01 |
| | 2 | 77 | 35 | 9:29:01.19 | 11:00:33.44 | 11:06:05.96 | | 56/64 | 05:33 | | 01:37:05 | 03:26:06 | 21.63 | 21.83 | 00:00 | 11:46:05 |
| | 3 | 51 | 26 | 11:46:05.96 | 12:57:30.43 | 13:03:21.62 | | 57/60 | 05:52 | 13:31:54 | 01:17:16 | 04:43:22 | 20.19 | 21.39 | 00:00 | 13:53:21 |
| | 4 | 45 | 18 | 13:53:21.62 | 14:44:31.57 | 14:54:03.99 | | 56/60 | 09:32 | | 00:51:10 | 05:34:32 | 21.11 | 21.34 | 00:00 | |
| TrailBy: 01:17:23:347 | | | Avg Recovery/Tot Recovery : 00:05:56 / 00:23:47 | | | | | Al Hosn Endurance Stables/Khalifa Yousif Khouri | | | | | | | | |
| 46 | 288 |  | SHAHID IMRAN/0/PAK | | | | | BANDIDE DES VERGERS/2011/Grey/Mare/0 | | | | | | | | |
| | 1 | 84 | 40 | 7:00:00.00 | 8:42:51.27 | 8:45:36.66 | | 50/52 | 02:46 | | 01:45:37 | 01:45:37 | 22.72 | 22.72 | 00:00 | 09:25:36 |
| | 2 | 63 | 35 | 9:25:36.66 | 10:56:16.70 | 11:01:06.33 | | 64/64 | 04:49 | | 01:35:30 | 03:21:06 | 21.99 | 22.38 | 00:00 | 11:41:06 |
| | 3 | 48 | 26 | 11:41:06.33 | 12:49:58.38 | 12:58:02.82 | 13:02:42.42 | 67 - 62/64 | 12:44 | 13:36:34 | 01:21:36 | 04:42:42 | 19.12 | 21.44 | 00:00 | 13:52:42 |
| | 4 | 46 | 18 | 13:52:42.42 | 14:44:32.01 | 14:51:38.66 | | 60/60 | 07:07 | | 00:51:50 | 05:34:32 | 20.84 | 21.34 | 00:00 | |
| TrailBy: 01:17:23:787 | | | Avg Recovery/Tot Recovery : 00:06:51 / 00:27:26 | | | | | Bin Ham Endurance Stable/Faisal Mohammed Kurdi | | | | | | | | |
| 47 | 34 |  | RUKSHAD ALAM HABIBUR RAHMAN/10093900/IND | | | | | FLIP/2007/Grey/Gelding/104EJ37 | | | | | | | | |
| | 1 | 149 | 40 | 7:00:00.00 | 8:49:06.10 | 8:54:18.85 | | 58/48 | 05:13 | | 01:54:19 | 01:54:19 | 20.99 | 20.99 | 00:00 | 09:34:18 |
| | 2 | 112 | 35 | 9:34:18.85 | 11:07:17.88 | 11:14:13.26 | | 61/60 | 06:55 | | 01:39:54 | 03:34:13 | 21.02 | 21.01 | 00:00 | 11:54:13 |
| | 3 | 72 | 26 | 11:54:13.26 | 13:03:21.47 | 13:12:59.13 | | 54/52 | 09:38 | 13:47:07 | 01:18:46 | 04:52:59 | 19.81 | 20.68 | 00:00 | 14:02:59 |
| | 4 | 47 | 18 | 14:02:59.13 | 14:45:04.51 | 14:58:58.15 | | 52/54 | 13:53 | | 00:42:05 | 05:35:05 | 25.66 | 21.31 | 00:00 | |
| TrailBy: 01:17:56:290 | | | Avg Recovery/Tot Recovery : 00:08:54 / 00:35:39 | | | | | Ajman Equestrian Club/Mohammed Abdullah Al Kumaiti | | | | | | | | |
| 48 | 293 |  | PATRICIA FEKETE/10036444/HUN | | | | | Melodyk dei laghi/2012/Chestnut/Gelding/0 | | | | | | | | |
| | 1 | 97 | 40 | 7:00:00.00 | 8:42:52.65 | 8:48:23.54 | | 60/62 | 05:31 | | 01:48:24 | 01:48:24 | 22.14 | 22.14 | 00:00 | 09:28:23 |
| | 2 | 76 | 35 | 9:28:23.54 | 11:00:32.64 | 11:05:50.87 | | 63/60 | 05:18 | | 01:37:27 | 03:25:51 | 21.55 | 21.86 | 00:00 | 11:45:50 |
| | 3 | 58 | 26 | 11:45:50.87 | 12:57:32.23 | 13:06:01.78 | | 61/60 | 08:30 | 13:40:09 | 01:20:11 | 04:46:02 | 19.46 | 21.19 | 00:00 | 13:56:01 |
| | 4 | 48 | 18 | 13:56:01.78 | 14:45:06.44 | 15:01:33.80 | | 59/63 | 16:28 | | 00:49:05 | 05:35:06 | 22.01 | 21.31 | 00:00 | |
| TrailBy: 01:17:58:217 | | | Avg Recovery/Tot Recovery : 00:08:56 / 00:35:47 | | | | | Bin Ham Endurance Stable/Faisal Mohammed Kurdi | | | | | | | | |
| 49 | 44 |  | DHUSIYANTHAN PANNEER SELVAM/10136192/SRI | | | | | BAIKAL LINE HFIFA/2011/Chestnut/Gelding/106CN49 | | | | | | | | |
| | 1 | 115 | 40 | 7:00:00.00 | 8:47:36.12 | 8:50:36.89 | | 58/54 | 03:01 | | 01:50:37 | 01:50:37 | 21.7 | 21.7 | 00:00 | 09:30:36 |
| | 2 | 78 | 35 | 9:30:36.89 | 11:01:16.04 | 11:06:23.17 | | 61/56 | 05:07 | | 01:35:46 | 03:26:23 | 21.93 | 21.8 | 00:00 | 11:46:23 |
| | 3 | 61 | 26 | 11:46:23.17 | 13:00:00.71 | 13:07:19.32 | | 62/60 | 07:18 | 13:44:57 | 01:20:56 | 04:47:19 | 19.27 | 21.09 | 00:00 | 13:57:19 |
| | 4 | 49 | 18 | 13:57:19.32 | 14:45:18.40 | 15:11:12.54 | | 47/50 | 25:55 | | 00:47:59 | 05:35:18 | 22.51 | 21.29 | 00:00 | |
| TrailBy: 01:18:10:177 | | | Avg Recovery/Tot Recovery : 00:10:20 / 00:41:21 | | | | | S.S. Stables/Sultan Ali Al Subousi | | | | | | | | |
| 50 | 36 |  | ISPAK KHAN NAJRU KHAN/10072271/IND | | | | | BALDI/2008/Bay/Gelding/104PO74 | | | | | | | | |
| | 1 | 72 | 40 | 7:00:00.00 | 8:40:56.39 | 8:43:35.01 | | 64/56 | 02:39 | | 01:43:35 | 01:43:35 | 23.17 | 23.17 | 00:00 | 09:23:35 |
| | 2 | 64 | 35 | 9:23:35.01 | 10:55:36.03 | 11:01:51.94 | | 59/64 | 06:16 | | 01:38:17 | 03:21:52 | 21.37 | 22.29 | 00:00 | 11:41:51 |
| | 3 | 52 | 26 | 11:41:51.94 | 12:55:45.73 | 13:03:35.65 | | 61/60 | 07:50 | 13:36:54 | 01:21:44 | 04:43:36 | 19.09 | 21.37 | 00:00 | 13:53:35 |
| | 4 | 50 | 18 | 13:53:35.65 | 14:46:09.57 | 14:58:24.50 | | 57/56 | 12:15 | | 00:52:34 | 05:36:10 | 20.55 | 21.24 | 00:00 | |
| TrailBy: 01:19:01:347 | | | Avg Recovery/Tot Recovery : 00:07:15 / 00:29:00 | | | | | Ajman Equestrian Club/Mohammed Abdullah Al Kumaiti | | | | | | | | |









Finish (97)

| | | | | | | | | | | | | | | | | | |
|-----------------------|-----|---|---|-------------|-------------|-------------|-------------|--|--|----------|----------|----------|----------|-------|----------|-------|----------|
| 51 | 129 |  JONATHAN LOPEZ/10072587/URU | | | | | | | EMPERADOR LP/2009/Grey/Gelding/105FK33 | | | | | | | | |
| | | 1 | 147 | 40 | 7:00:00.00 | 8:49:41.95 | 8:54:10.95 | | 58/52 | 04:29 | | 01:54:11 | 01:54:11 | 21.02 | 21.02 | 00:00 | 09:34:10 |
| | | 2 | 103 | 35 | 9:34:10.95 | 11:08:00.57 | 11:11:49.51 | | 55/56 | 03:49 | | 01:37:39 | 03:31:50 | 21.51 | 21.24 | 00:00 | 11:51:49 |
| | | 3 | 68 | 26 | 11:51:49.51 | 13:05:38.08 | 13:11:56.90 | | 63/60 | 06:19 | 13:40:49 | 01:20:07 | 04:51:57 | 19.47 | 20.76 | 00:00 | 14:01:56 |
| | | 4 | 51 | 18 | 14:01:56.90 | 14:46:41.14 | 15:13:08.29 | | 59/60 | 26:27 | | 00:44:44 | 05:36:41 | 24.14 | 21.21 | 00:00 | |
| TrailBy: 01:19:32:917 | | | Avg Recovery/Tot Recovery : 00:10:16 / 00:41:04 | | | | | Al Kamda Endurance Stables/Pio Juan Olascoaga Amaya | | | | | | | | | |
| 52 | 95 |  ANAS ALI AL SHIHHI/0/OMA | | | | | | | RIYAL RAFEEK/2005/Grey/Gelding/103LZ32 | | | | | | | | |
| | | 1 | 118 | 40 | 7:00:00.00 | 8:47:46.38 | 8:50:56.43 | | 45/48 | 03:10 | | 01:50:56 | 01:50:56 | 21.63 | 21.63 | 00:00 | 09:30:56 |
| | | 2 | 84 | 35 | 9:30:56.43 | 11:03:57.40 | 11:07:42.43 | | 59/57 | 03:45 | 11:32:27 | 01:36:46 | 03:27:42 | 21.7 | 21.67 | 00:00 | 11:47:42 |
| | | 3 | 63 | 26 | 11:47:42.43 | 13:03:57.01 | 13:07:40.16 | | 61/60 | 03:43 | 13:33:21 | 01:19:58 | 04:47:40 | 19.51 | 21.07 | 00:00 | 13:57:40 |
| | | 4 | 52 | 18 | 13:57:40.16 | 14:47:18.03 | 14:55:30.95 | | 56/56 | 08:13 | | 00:49:38 | 05:37:18 | 21.76 | 21.17 | 00:00 | |
| TrailBy: 01:20:09:807 | | | Avg Recovery/Tot Recovery : 00:04:42 / 00:18:51 | | | | | Al Ghazal Pvt Stables/Adel Al Ghazal | | | | | | | | | |
| 53 | 220 |  JULIANA MARÍA NUÑEZ/10037186/ARG | | | | | | | SV Expression/2009/Bay/Mare/105KY63 | | | | | | | | |
| | | 1 | 113 | 40 | 7:00:00.00 | 8:46:31.74 | 8:50:20.01 | | 64/52 | 03:48 | | 01:50:20 | 01:50:20 | 21.75 | 21.75 | 00:00 | 09:30:20 |
| | | 2 | 104 | 35 | 9:30:20.01 | 11:03:49.29 | 11:07:12.14 | 11:12:07.57 | 71 - 53/56 | 08:19 | | 01:41:48 | 03:32:08 | 20.63 | 21.21 | 00:00 | 11:52:07 |
| | | 3 | 73 | 26 | 11:52:07.57 | 13:01:46.03 | 13:09:01.89 | 13:13:51.31 | 74 - 60/56 | 12:05 | 13:52:48 | 01:21:44 | 04:53:51 | 19.09 | 20.62 | 00:00 | 14:03:51 |
| | | 4 | 53 | 18 | 14:03:51.31 | 14:47:18.40 | 14:57:21.57 | | 56/62 | 10:04 | | 00:43:27 | 05:37:18 | 24.86 | 21.17 | 00:00 | |
| TrailBy: 01:20:10:173 | | | Avg Recovery/Tot Recovery : 00:08:34 / 00:34:16 | | | | | Al Rawahel Private Stables/Abdullah Salem Al Ameri | | | | | | | | | |
| 54 | 272 |  NINA LISSARRAGUE/10046753/FRA | | | | | | | Coral HLM/2012/Chestnut/Mare/106F164 | | | | | | | | |
| | | 1 | 202 | 40 | 7:00:00.00 | 8:59:48.36 | 9:02:37.51 | | 58/52 | 02:50 | | 02:02:38 | 02:02:38 | 19.57 | 19.57 | 00:00 | 09:42:37 |
| | | 2 | 137 | 35 | 9:42:37.51 | 11:19:12.54 | 11:21:49.17 | | 56/52 | 02:36 | | 01:39:12 | 03:41:49 | 21.17 | 20.29 | 00:00 | 12:01:49 |
| | | 3 | 77 | 26 | 12:01:49.17 | 13:13:33.43 | 13:15:34.93 | | 62/60 | 02:02 | 13:50:40 | 01:13:46 | 04:55:35 | 21.15 | 20.5 | 00:00 | 14:05:34 |
| | | 4 | 54 | 18 | 14:05:34.93 | 14:47:53.80 | 14:57:31.39 | | 52/60 | 09:37 | | 00:42:19 | 05:37:54 | 25.52 | 21.13 | 00:00 | |
| TrailBy: 01:20:45:573 | | | Avg Recovery/Tot Recovery : 00:04:16 / 00:17:05 | | | | | Bin Dhahi Stables/Saif Sultan Abdulla Dhahi Al Buamim | | | | | | | | | |
| 55 | 103 |  NADIA SOLANGE FERNANDEZ CID/10102272/ARG | | | | | | | LAURALYN FLIGHT/2004/Grey/Mare/104AY97 | | | | | | | | |
| | | 1 | 176 | 40 | 7:00:00.00 | 8:54:19.79 | 8:58:15.61 | | 53/48 | 03:56 | | 01:58:16 | 01:58:16 | 20.29 | 20.29 | 00:00 | 09:38:15 |
| | | 2 | 127 | 35 | 9:38:15.61 | 11:16:24.19 | 11:18:49.49 | | 58/63 | 02:25 | | 01:40:34 | 03:38:49 | 20.88 | 20.56 | 00:00 | 11:58:49 |
| | | 3 | 79 | 26 | 11:58:49.49 | 13:13:11.93 | 13:15:56.55 | | 59/56 | 02:45 | 13:41:36 | 01:17:07 | 04:55:57 | 20.23 | 20.48 | 00:00 | 14:05:56 |
| | | 4 | 55 | 18 | 14:05:56.55 | 14:48:57.88 | 14:57:51.27 | | 60/60 | 08:53 | | 00:43:01 | 05:38:58 | 25.1 | 21.06 | 00:00 | |
| TrailBy: 01:21:49:657 | | | Avg Recovery/Tot Recovery : 00:04:29 / 00:17:59 | | | | | Al Hareth Al Badi /Alhareth Hamad Albadi | | | | | | | | | |
| 56 | 99 |  ABDULRAHMAN ABDULLAH HUSSEIN/0/YEM | | | | | | | QUINTO SING/2009/Chestnut/Gelding/104PY48 | | | | | | | | |
| | | 1 | 187 | 40 | 7:00:00.00 | 8:56:09.66 | 8:59:50.36 | | 58/60 | 03:40 | | 01:59:50 | 01:59:50 | 20.03 | 20.03 | 00:00 | 09:39:50 |
| | | 2 | 129 | 35 | 9:39:50.36 | 11:15:59.69 | 11:19:31.59 | | 63/60 | 03:32 | | 01:39:41 | 03:39:32 | 21.07 | 20.5 | 00:00 | 11:59:31 |
| | | 3 | 78 | 26 | 11:59:31.59 | 13:11:33.54 | 13:15:39.17 | | 62/64 | 04:05 | 13:55:38 | 01:16:08 | 04:55:39 | 20.49 | 20.5 | 00:00 | 14:05:39 |
| | | 4 | 56 | 18 | 14:05:39.17 | 14:48:58.39 | 15:07:13.10 | | 57/64 | 18:15 | | 00:43:19 | 05:38:58 | 24.93 | 21.06 | 00:00 | |
| TrailBy: 01:21:50:167 | | | Avg Recovery/Tot Recovery : 00:07:23 / 00:29:32 | | | | | Al Giyad Stables/Mohamed Ali Mohamed Yousif Al Marzooqi | | | | | | | | | |
| 57 | 436 |  UMAID ALI JUNAID/10082648/PAK | | | | | | | WMA OASIS/2011/Chestnut/Mare/106GI56 | | | | | | | | |
| | | 1 | 141 | 40 | 7:00:00.00 | 8:48:35.00 | 8:53:36.49 | | 59/60 | 05:01 | | 01:53:36 | 01:53:36 | 21.13 | 21.13 | 00:00 | 09:33:36 |
| | | 2 | 111 | 35 | 9:33:36.49 | 11:09:06.80 | 11:14:07.04 | | 59/62 | 05:00 | | 01:40:31 | 03:34:07 | 20.89 | 21.02 | 00:00 | 11:54:07 |
| | | 3 | 74 | 26 | 11:54:07.04 | 13:06:57.61 | 13:14:01.78 | | 56/57 | 07:04 | 13:49:30 | 01:19:55 | 04:54:02 | 19.52 | 20.61 | 00:00 | 14:04:01 |
| | | 4 | 57 | 18 | 14:04:01.78 | 14:49:47.53 | 15:01:34.73 | | 56/56 | 11:47 | | 00:45:46 | 05:39:48 | 23.6 | 21.01 | 00:00 | |
| TrailBy: 01:22:39:303 | | | Avg Recovery/Tot Recovery : 00:07:13 / 00:28:52 | | | | | Sultan Hazza Aldarmaki Stable/Sultan Hazza Aldarmaki | | | | | | | | | |
| 58 | 270 |  EMA SANCHEZ NEVES/10147207/URU | | | | | | | IFO SHE Kadar/2010/Grey/Mare/105MM70 | | | | | | | | |
| | | 1 | 206 | 40 | 7:00:00.00 | 8:59:46.85 | 9:03:43.72 | | 64/64 | 03:57 | | 02:03:44 | 02:03:44 | 19.4 | 19.4 | 00:00 | 09:43:43 |
| 2 | 139 | 35 | 9:43:43.72 | 11:19:14.39 | 11:22:47.11 | | 63/63 | 03:33 | | 01:39:03 | 03:42:47 | 21.2 | 20.2 | 00:00 | 12:02:47 | | |








Finish (97)

| | | | | | | | | | | | | | | | | | |
|-----------------------|-----------------------|---|---|---|-------------|-------------|--|--|---|---|----------|----------|-------|-------|-------|----------|--|
| 58 | 3 | 86 | 26 | 12:02:47.11 | 13:13:35.04 | 13:18:33.80 | | 60/60 | 04:59 | 13:53:19 | 01:15:47 | 04:58:34 | 20.59 | 20.3 | 00:00 | 14:08:33 | |
| | 4 | 58 | 18 | 14:08:33.80 | 14:51:03.49 | 15:04:06.61 | | 58/56 | 13:04 | | 00:42:30 | 05:41:03 | 25.41 | 20.93 | 00:00 | | |
| | TrailBy: 01:23:55:270 | | | Avg Recovery/Tot Recovery : 00:06:23 / 00:25:33 | | | | | Bin Dhahi Stables/Saif Sultan Abdulla Dhahi Al Buamim | | | | | | | | |
| 59 | 302 |  | MOHAMAD EHSAN/0/PAK | | | | | | | AZ AL ZAIN KOLLOH/2008/Bay/Mare/106GM39 | | | | | | | |
| | 1 | 93 | 40 | 7:00:00.00 | 8:39:58.20 | 8:46:52.45 | | 57/56 | 06:54 | | 01:46:52 | 01:46:52 | 22.46 | 22.46 | 00:00 | 09:26:52 | |
| | 2 | 89 | 35 | 9:26:52.45 | 11:01:14.28 | 11:09:03.06 | | 56/52 | 07:49 | | 01:42:11 | 03:29:03 | 20.55 | 21.53 | 00:00 | 11:49:03 | |
| | 3 | 67 | 26 | 11:49:03.06 | 13:02:49.93 | 13:10:42.65 | | 55/56 | 07:53 | 13:42:58 | 01:21:40 | 04:50:43 | 19.1 | 20.85 | 00:00 | 14:00:42 | |
| | 4 | 59 | 18 | 14:00:42.65 | 14:51:08.48 | 15:07:03.05 | | 53/56 | 15:55 | | 00:50:26 | 05:41:08 | 21.42 | 20.93 | 00:00 | | |
| TrailBy: 01:24:00:260 | | | Avg Recovery/Tot Recovery : 00:09:37 / 00:38:31 | | | | | Dubai Team Stables/Saleha Ahmed Al Ghurair | | | | | | | | | |
| 60 | 143 |  | MOHD ALI ATEEQ AL QEMZI/10105941/UAE | | | | | | | PORLANDO/2007/Grey/Gelding/104AM93 | | | | | | | |
| | 1 | 89 | 40 | 7:00:00.00 | 8:42:38.68 | 8:46:03.30 | | 46/48 | 03:24 | | 01:46:03 | 01:46:03 | 22.63 | 22.63 | 00:00 | 09:26:03 | |
| | 2 | 72 | 35 | 9:26:03.30 | 11:02:45.47 | 11:05:14.47 | | 54/62 | 02:29 | | 01:39:11 | 03:25:14 | 21.17 | 21.93 | 00:00 | 11:45:14 | |
| | 3 | 56 | 26 | 11:45:14.47 | 13:02:15.96 | 13:05:11.36 | | 64/60 | 02:55 | 13:47:01 | 01:19:57 | 04:45:11 | 19.51 | 21.25 | 00:00 | 13:55:11 | |
| | 4 | 60 | 18 | 13:55:11.36 | 14:52:16.50 | 15:03:12.97 | | 51/52 | 10:56 | | 00:57:05 | 05:42:17 | 18.92 | 20.86 | 00:00 | | |
| TrailBy: 01:25:08:277 | | | Avg Recovery/Tot Recovery : 00:04:56 / 00:19:44 | | | | | Al Khaili Pvt Stables/Hamad Al Ghareeb | | | | | | | | | |
| 61 | 410 |  | MEIKE CHRISTINE FICKENSCHER/10104576/GER | | | | | | | IDAHO PREDICTABLE/2010/Chestnut/Gelding/105WK24 | | | | | | | |
| | 1 | 116 | 40 | 7:00:00.00 | 8:48:14.42 | 8:50:42.97 | | 56/52 | 02:29 | | 01:50:43 | 01:50:43 | 21.68 | 21.68 | 00:00 | 09:30:42 | |
| | 2 | 82 | 35 | 9:30:42.97 | 11:01:17.94 | 11:07:35.50 | | 61/60 | 06:18 | | 01:36:53 | 03:27:35 | 21.68 | 21.68 | 00:00 | 11:47:35 | |
| | 3 | 65 | 26 | 11:47:35.50 | 13:03:56.48 | 13:08:59.81 | | 63/64 | 05:04 | 13:45:25 | 01:21:24 | 04:49:00 | 19.16 | 20.97 | 00:00 | 13:58:59 | |
| | 4 | 61 | 18 | 13:58:59.81 | 14:52:41.58 | 15:03:01.31 | | 60/60 | 10:19 | | 00:53:42 | 05:42:42 | 20.11 | 20.83 | 00:00 | | |
| TrailBy: 01:25:33:353 | | | Avg Recovery/Tot Recovery : 00:06:02 / 00:24:10 | | | | | Saeed Stables/Madan Singh Man Singh | | | | | | | | | |
| 62 | 222 |  | SAEED SALEM SAIF ABDULLA AL MANSOORI/10132967/UAE | | | | | | | DAJEEJ/2009/Grey/Gelding/104ZA18 | | | | | | | |
| | 1 | 139 | 40 | 7:00:00.00 | 8:50:24.10 | 8:53:11.91 | | 55/56 | 02:48 | | 01:53:12 | 01:53:12 | 21.2 | 21.2 | 00:00 | 09:33:11 | |
| | 2 | 97 | 35 | 9:33:11.91 | 11:07:10.93 | 11:10:46.75 | | 60/61 | 03:36 | | 01:37:35 | 03:30:47 | 21.52 | 21.35 | 00:00 | 11:50:46 | |
| | 3 | 62 | 26 | 11:50:46.75 | 13:04:35.57 | 13:07:33.41 | | 62/64 | 02:57 | 13:41:18 | 01:16:47 | 04:47:33 | 20.32 | 21.07 | 00:00 | 13:57:33 | |
| | 4 | 62 | 18 | 13:57:33.41 | 14:52:54.38 | 15:01:22.84 | | 54/60 | 08:29 | | 00:55:21 | 05:42:54 | 19.51 | 20.82 | 00:00 | | |
| TrailBy: 01:25:46:160 | | | Avg Recovery/Tot Recovery : 00:04:27 / 00:17:50 | | | | | Mas Endurance Stable/Mansoor Ahmad Ali Al Sabousi | | | | | | | | | |
| 63 | 331 |  | AHMED FADHIL SALIM AL BALUSHI/10102975/OMA | | | | | | | ZAFRANA 09/2009/Grey/Gelding/0 | | | | | | | |
| | 1 | 181 | 40 | 7:00:00.00 | 8:49:25.66 | 8:53:35.41 | | 52/52 | 04:09 | | 01:58:35 | 01:58:35 | 20.24 | 20.24 | 05:00 | 09:38:35 | |
| | 2 | 124 | 35 | 9:38:35.41 | 11:13:21.50 | 11:16:23.15 | | 62/56 | 03:01 | | 01:37:48 | 03:36:23 | 21.47 | 20.8 | 00:00 | 11:56:23 | |
| | 3 | 84 | 26 | 11:56:23.15 | 13:13:10.88 | 13:17:53.30 | | 60/60 | 04:42 | 13:52:15 | 01:21:30 | 04:57:53 | 19.14 | 20.34 | 00:00 | 14:07:53 | |
| | 4 | 63 | 18 | 14:07:53.30 | 14:53:40.70 | 15:06:27.80 | | 57/64 | 12:47 | | 00:45:47 | 05:43:41 | 23.59 | 20.78 | 00:00 | | |
| TrailBy: 01:26:32:473 | | | Avg Recovery/Tot Recovery : 00:06:09 / 00:24:39 | | | | | Faresat Dubai Pvt Stables/Huda Saif Al Khadar | | | | | | | | | |
| 64 | 294 |  | MUHAMMAD DILSHAD MUHAMMAD LATIF/10162361/IND | | | | | | | FIDELIO VON SUDBADEN OX/2011/Grey/Gelding/0 | | | | | | | |
| | 1 | 184 | 40 | 7:00:00.00 | 8:42:55.06 | 8:59:24.27 | | 62/56 | 16:29 | | 01:59:24 | 01:59:24 | 20.1 | 20.1 | 00:00 | 09:39:24 | |
| | 2 | 138 | 35 | 9:39:24.27 | 11:12:12.42 | 11:22:35.47 | | 60/60 | 10:23 | | 01:43:11 | 03:42:35 | 20.35 | 20.22 | 00:00 | 12:02:35 | |
| | 3 | 90 | 26 | 12:02:35.47 | 13:11:40.41 | 13:20:22.61 | | 61/62 | 08:43 | 13:55:09 | 01:17:47 | 05:00:23 | 20.06 | 20.17 | 00:00 | 14:10:22 | |
| | 4 | 64 | 18 | 14:10:22.61 | 14:53:55.68 | 15:15:10.38 | | 61/60 | 21:14 | | 00:43:33 | 05:43:56 | 24.8 | 20.76 | 00:00 | | |
| TrailBy: 01:26:47:460 | | | Avg Recovery/Tot Recovery : 00:14:12 / 00:56:49 | | | | | Bin Ham Endurance Stable/Faisal Mohammed Kurdi | | | | | | | | | |
| 65 | 35 |  | AJAMAL JAMSAID ALAM/10114848/IND | | | | | | | A'LANDELL DESTINY/2010/Grey/Gelding/105WC06 | | | | | | | |
| | 1 | 133 | 40 | 7:00:00.00 | 8:49:07.46 | 8:52:42.47 | | 59/56 | 03:35 | | 01:52:42 | 01:52:42 | 21.29 | 21.29 | 00:00 | 09:32:42 | |
| | 2 | 116 | 35 | 9:32:42.47 | 11:12:02.36 | 11:15:09.45 | | 56/64 | 03:07 | | 01:42:27 | 03:35:09 | 20.5 | 20.91 | 00:00 | 11:55:09 | |
| | 3 | 88 | 26 | 11:55:09.45 | 13:15:53.35 | 13:19:12.90 | | 60/60 | 03:20 | 13:54:05 | 01:24:03 | 04:59:13 | 18.56 | 20.25 | 00:00 | 14:09:12 | |
| | 4 | 65 | 18 | 14:09:12.90 | 14:53:56.57 | 15:14:09.86 | | 64/64 | 20:13 | | 00:44:44 | 05:43:57 | 24.15 | 20.76 | 00:00 | | |
| TrailBy: 01:26:48:343 | | | Avg Recovery/Tot Recovery : 00:07:33 / 00:30:15 | | | | | Ajman Equestrian Club/Mohammed Abdullah Al Kumaiti | | | | | | | | | |









Finish (97)

| | | | | | | | | | | | | | | | | |
|-----------------------|------------|---|--|-------------|-------------|-------------|------------|------------|-------|---|----------|----------|-------|-------|-------|----------|
| 66 | 314 |  | AHMED MUSAED AL NAGGAR/10094337/YEM | | | | | | | MA MGAZ/2007/Chestnut/Gelding/104OP55 | | | | | | |
| | 1 | 180 | 40 | 7:00:00.00 | 8:52:14.48 | 8:55:07.30 | 8:58:28.43 | 65 - 56/50 | 06:14 | | 01:58:28 | 01:58:28 | 20.26 | 20.26 | 00:00 | 09:38:28 |
| | 2 | 128 | 35 | 9:38:28.43 | 11:12:09.90 | 11:18:50.68 | | 57/56 | 06:41 | | 01:40:22 | 03:38:51 | 20.92 | 20.56 | 00:00 | 11:58:50 |
| | 3 | 91 | 26 | 11:58:50.68 | 13:13:07.64 | 13:20:24.99 | | 56/52 | 07:17 | 13:50:38 | 01:21:34 | 05:00:25 | 19.12 | 20.17 | 00:00 | 14:10:24 |
| | 4 | 66 | 18 | 14:10:24.99 | 14:53:56.65 | 15:14:41.20 | | 55/60 | 20:44 | | 00:43:32 | 05:43:57 | 24.81 | 20.76 | 00:00 | |
| TrailBy: 01:26:48:430 | | | Avg Recovery/Tot Recovery : 00:10:14 / 00:40:56 | | | | | | | Faisal Bin Zaal Pvt Stables/Faisal Saeed Al Dhaheeri | | | | | | |
| 67 | 412 |  | LUISA LEJEUNE/10124675/BEL | | | | | | | VOLCAN DE BONANCE/2010/Bay/Gelding/105WD02 | | | | | | |
| | 1 | 161 | 40 | 7:00:00.00 | 8:48:14.79 | 8:55:42.73 | | 55/52 | 07:28 | | 01:55:43 | 01:55:43 | 20.74 | 20.74 | 00:00 | 09:35:42 |
| | 2 | 87 | 35 | 9:35:42.73 | 11:05:42.13 | 11:07:52.73 | | 62/60 | 02:11 | | 01:32:10 | 03:27:53 | 22.78 | 21.65 | 00:00 | 11:47:52 |
| | 3 | 60 | 26 | 11:47:52.73 | 13:03:53.97 | 13:06:47.20 | | 61/60 | 02:53 | 13:45:48 | 01:18:54 | 04:46:47 | 19.77 | 21.13 | 00:00 | 13:56:47 |
| | 4 | 67 | 18 | 13:56:47.20 | 14:54:00.67 | 15:00:04.03 | | 52/56 | 06:03 | | 00:57:13 | 05:44:01 | 18.87 | 20.76 | 00:00 | |
| TrailBy: 01:26:52:450 | | | Avg Recovery/Tot Recovery : 00:04:38 / 00:18:35 | | | | | | | Saeed Stables/Madan Singh Man Singh | | | | | | |
| 68 | 291 |  | MOHAMMED RASHED SAEED AL SHEBLI/10176982/UAE | | | | | | | Hm hero/2012/Bay/Gelding/0 | | | | | | |
| | 1 | 82 | 40 | 7:00:00.00 | 8:42:53.24 | 8:45:06.23 | | 52/44 | 02:13 | | 01:45:06 | 01:45:06 | 22.83 | 22.83 | 00:00 | 09:25:06 |
| | 2 | 60 | 35 | 9:25:06.23 | 10:56:19.26 | 10:58:55.13 | | 55/60 | 02:36 | | 01:33:49 | 03:18:55 | 22.38 | 22.62 | 00:00 | 11:38:55 |
| | 3 | 38 | 26 | 11:38:55.13 | 12:49:59.52 | 12:52:46.82 | | 57/48 | 02:47 | 13:27:44 | 01:13:52 | 04:32:47 | 21.12 | 22.22 | 00:00 | 13:42:46 |
| | 4 | 68 | 18 | 13:42:46.82 | 14:54:09.30 | 15:01:06.25 | | 46/60 | 06:57 | | 01:11:22 | 05:44:09 | 15.13 | 20.75 | 00:00 | |
| TrailBy: 01:27:01:073 | | | Avg Recovery/Tot Recovery : 00:03:38 / 00:14:33 | | | | | | | Bin Ham Endurance Stable/Faisal Mohammed Kurdi | | | | | | |
| 69 | 76 |  | AFGAN BUDANA RAJ MUNSAF/10081288/IND | | | | | | | FILHO DO VENTO OLIV/2010/Grey/Gelding/105CE04 | | | | | | |
| | 1 | 146 | 40 | 7:00:00.00 | 8:37:45.59 | 8:49:04.85 | 8:54:07.49 | 66 - 56/60 | 16:21 | | 01:54:07 | 01:54:07 | 21.03 | 21.03 | 00:00 | 09:34:07 |
| | 2 | 74 | 35 | 9:34:07.49 | 11:00:05.02 | 11:05:28.02 | | 61/60 | 05:23 | | 01:31:21 | 03:25:28 | 22.99 | 21.9 | 00:00 | 11:45:28 |
| | 3 | 49 | 26 | 11:45:28.02 | 12:59:56.33 | 13:03:04.03 | | 64/65 | 03:08 | 13:31:38 | 01:17:36 | 04:43:04 | 20.1 | 21.41 | 00:00 | 13:53:04 |
| | 4 | 69 | 18 | 13:53:04.03 | 14:54:20.07 | 15:02:20.91 | | 54/60 | 08:01 | | 01:01:16 | 05:44:20 | 17.63 | 20.74 | 00:00 | |
| TrailBy: 01:27:11:847 | | | Avg Recovery/Tot Recovery : 00:08:13 / 00:32:53 | | | | | | | Al Butin Private Stable/Hazza Mohammed Abdulla Almemari | | | | | | |
| 70 | 321 |  | ANA VIRGINIA GARCIA PEREIRA/10106598/URU | | | | | | | AQUILES/2012/Bay/Gelding/105XR54 | | | | | | |
| | 1 | 156 | 40 | 7:00:00.00 | 8:52:24.36 | 8:54:57.66 | | 61/48 | 02:34 | | 01:54:58 | 01:54:58 | 20.88 | 20.88 | 00:00 | 09:34:57 |
| | 2 | 117 | 35 | 9:34:57.66 | 11:12:24.21 | 11:15:19.08 | | 64/62 | 02:55 | | 01:40:21 | 03:35:19 | 20.93 | 20.9 | 00:00 | 11:55:19 |
| | 3 | 81 | 26 | 11:55:19.08 | 13:13:11.44 | 13:16:18.23 | | 60/48 | 03:07 | 13:50:45 | 01:20:59 | 04:56:18 | 19.26 | 20.45 | 00:00 | 14:06:18 |
| | 4 | 70 | 18 | 14:06:18.23 | 14:55:32.13 | 15:04:17.35 | | 59/62 | 08:45 | | 00:49:14 | 05:45:32 | 21.94 | 20.66 | 00:00 | |
| TrailBy: 01:28:23:907 | | | Avg Recovery/Tot Recovery : 00:04:20 / 00:17:21 | | | | | | | Faisal Bin Zaal Pvt Stables/Faisal Saeed Al Dhaheeri | | | | | | |
| 71 | 320 |  | LEONOR MOREIRA/10025439/POR | | | | | | | LG CHICHONE/2009/Grey/Gelding/105DZ85 | | | | | | |
| | 1 | 169 | 40 | 7:00:00.00 | 8:52:15.91 | 8:57:20.17 | | 60/48 | 05:04 | | 01:57:20 | 01:57:20 | 20.45 | 20.45 | 00:00 | 09:37:20 |
| | 2 | 125 | 35 | 9:37:20.17 | 11:12:10.51 | 11:17:17.01 | | 61/60 | 05:06 | | 01:39:57 | 03:37:17 | 21.01 | 20.71 | 00:00 | 11:57:17 |
| | 3 | 92 | 26 | 11:57:17.01 | 13:13:08.21 | 13:20:29.89 | | 59/60 | 07:22 | 13:51:14 | 01:23:13 | 05:00:30 | 18.75 | 20.17 | 00:00 | 14:10:29 |
| | 4 | 71 | 18 | 14:10:29.89 | 14:58:14.66 | 15:08:56.38 | | 56/56 | 10:41 | | 00:47:45 | 05:48:15 | 22.62 | 20.5 | 00:00 | |
| TrailBy: 01:31:06:437 | | | Avg Recovery/Tot Recovery : 00:07:03 / 00:28:13 | | | | | | | Faisal Bin Zaal Pvt Stables/Faisal Saeed Al Dhaheeri | | | | | | |
| 72 | 174 |  | SAOUD ABDULAZIZ JASSIM ALAMRAN ALHAMMADI/10184181/UAE | | | | | | | MOHEMA/2009/Chestnut/Mare/104PN32 | | | | | | |
| | 1 | 129 | 40 | 7:00:00.00 | 8:48:24.80 | 8:52:11.30 | | 48/48 | 03:46 | | 01:52:11 | 01:52:11 | 21.39 | 21.39 | 00:00 | 09:32:11 |
| | 2 | 110 | 35 | 9:32:11.30 | 11:09:05.45 | 11:14:04.30 | | 55/48 | 04:59 | | 01:41:53 | 03:34:04 | 20.61 | 21.02 | 00:00 | 11:54:04 |
| | 3 | 85 | 26 | 11:54:04.30 | 13:13:16.44 | 13:18:27.03 | | 55/56 | 05:11 | 13:54:14 | 01:24:23 | 04:58:27 | 18.49 | 20.3 | 00:00 | 14:08:27 |
| | 4 | 72 | 18 | 14:08:27.03 | 15:00:15.50 | 15:13:21.53 | | 51/56 | 13:06 | | 00:51:48 | 05:50:16 | 20.85 | 20.38 | 00:00 | |
| TrailBy: 01:33:07:280 | | | Avg Recovery/Tot Recovery : 00:06:45 / 00:27:02 | | | | | | | Al Mazrouei 2 Stables/Mohamed Abdullah Mohamed Al Mazrouei | | | | | | |
| 73 | 98 |  | MOHAMMED NEZAM UDDIN/10147101/BAN | | | | | | | AKMAL/2007/Bay/Gelding/104LU88 | | | | | | |
| | 1 | 197 | 40 | 7:00:00.00 | 8:56:10.20 | 9:01:37.93 | | 64/60 | 05:28 | | 02:01:38 | 02:01:38 | 19.73 | 19.73 | 00:00 | 09:41:37 |
| | 2 | 145 | 35 | 9:41:37.93 | 11:16:04.33 | 11:24:32.41 | | 60/61 | 08:28 | | 01:42:54 | 03:44:32 | 20.41 | 20.04 | 00:00 | 12:04:32 |








Finish (97)

| | | | | | | | | | | | | | | | | | |
|-----------------------|-----------------------|---|---|---|-------------|-------------|-------------|---|---|----------|----------|----------|-------|-------|-------|----------|--|
| 73 | 3 | 89 | 26 | 12:04:32.41 | 13:11:37.12 | 13:19:08.67 | | 62/56 | 07:32 | 13:56:31 | 01:15:36 | 05:00:09 | 20.63 | 20.19 | 01:00 | 14:10:08 | |
| | 4 | 73 | 18 | 14:10:08.67 | 15:00:44.39 | 15:15:48.91 | | 59/64 | 15:05 | | 00:50:36 | 05:50:44 | 21.35 | 20.36 | 05:15 | | |
| | TrailBy: 01:33:36:170 | | | Avg Recovery/Tot Recovery : 00:09:08 / 00:36:33 | | | | | Al Giyad Stables/Mohamed Ali Mohamed Yousif Al Marzooqi | | | | | | | | |
| 74 | 330 |  | MAWAL SALIM MOHAMMED AL MAAWALI/10114020/OMA | | | | | | LAMTARA SOUQA [AE]/2001/Chestnut/Mare/0 | | | | | | | | |
| | 1 | 163 | 40 | 7:00:00.00 | 8:49:18.49 | 8:55:57.42 | | 53/54 | 06:39 | | 01:55:57 | 01:55:57 | 20.7 | 20.7 | 00:00 | 09:35:57 | |
| | 2 | 133 | 35 | 9:35:57.42 | 11:15:59.04 | 11:20:55.18 | | 59/60 | 04:56 | | 01:44:58 | 03:40:55 | 20.01 | 20.37 | 00:00 | 12:00:55 | |
| | 3 | 80 | 26 | 12:00:55.18 | 13:13:09.47 | 13:15:57.85 | | 63/60 | 02:49 | 13:49:46 | 01:15:03 | 04:55:58 | 20.79 | 20.48 | 00:00 | 14:05:57 | |
| | 4 | 74 | 18 | 14:05:57.85 | 15:01:09.83 | 15:25:19.67 | | 64/60 | 24:10 | | 00:55:12 | 05:51:10 | 19.57 | 20.33 | 00:00 | | |
| TrailBy: 01:34:01:607 | | | Avg Recovery/Tot Recovery : 00:09:38 / 00:38:34 | | | | | Faresat Dubai Pvt Stables/Huda Saif Al Khadar | | | | | | | | | |
| 75 | 122 |  | ALAA IBRAHIM ABDULRASOOL MOOSA AHMAD/10113835/UAE | | | | | | ZAMBA V V/2006/Chestnut/Gelding/103ZI89 | | | | | | | | |
| | 1 | 138 | 40 | 7:00:00.00 | 8:49:52.69 | 8:53:08.18 | | 62/48 | 03:15 | | 01:53:08 | 01:53:08 | 21.21 | 21.21 | 00:00 | 09:33:08 | |
| | 2 | 108 | 35 | 9:33:08.18 | 11:08:07.70 | 11:13:41.47 | | 59/6 | 05:33 | | 01:40:33 | 03:33:41 | 20.88 | 21.06 | 00:00 | 11:53:41 | |
| | 3 | 93 | 26 | 11:53:41.47 | 13:05:40.53 | 13:20:39.73 | | 64/64 | 14:59 | 13:59:56 | 01:26:58 | 05:00:40 | 17.94 | 20.16 | 00:00 | 14:10:39 | |
| | 4 | 75 | 18 | 14:10:39.73 | 15:03:20.89 | 15:31:18.69 | | 56/64 | 27:58 | | 00:52:41 | 05:53:21 | 20.5 | 20.21 | 00:00 | | |
| TrailBy: 01:36:12:663 | | | Avg Recovery/Tot Recovery : 00:12:56 / 00:51:45 | | | | | Al Kamda Endurance Stables/Pio Juan Olascoaga Amaya | | | | | | | | | |
| 76 | 299 |  | KAMAL KUMAR BHANWAR LAL DHAUYEMA/10092503/IND | | | | | | MASHMOOM/2008/Grey/Gelding/104DS19 | | | | | | | | |
| | 1 | 100 | 40 | 7:00:00.00 | 8:42:54.91 | 8:48:55.83 | | 56/52 | 06:01 | | 01:48:56 | 01:48:56 | 22.03 | 22.03 | 00:00 | 09:28:55 | |
| | 2 | 75 | 35 | 9:28:55.83 | 11:00:37.52 | 11:05:37.36 | | 64/64 | 04:59 | 11:30:35 | 01:36:42 | 03:25:37 | 21.72 | 21.88 | 00:00 | 11:45:37 | |
| | 3 | 75 | 26 | 11:45:37.36 | 12:57:36.72 | 13:05:50.68 | 13:14:24.89 | 65 - 59/64 | 16:48 | 13:48:52 | 01:28:48 | 04:54:25 | 17.57 | 20.58 | 00:00 | 14:04:24 | |
| | 4 | 76 | 18 | 14:04:24.89 | 15:04:08.34 | 15:24:05.81 | | 62/60 | 19:58 | | 00:59:43 | 05:54:08 | 18.08 | 20.16 | 00:00 | | |
| TrailBy: 01:37:00:117 | | | Avg Recovery/Tot Recovery : 00:11:56 / 00:47:46 | | | | | Bms Private Stables/Baydaa Muneeb Shakir | | | | | | | | | |
| 77 | 271 |  | ANTONELLA MORENO/10115702/ARG | | | | | | IFO LR Bella Flor/2009/Bay/Mare/105AO52 | | | | | | | | |
| | 1 | 224 | 40 | 7:00:00.00 | 9:05:36.60 | 9:09:55.68 | | 58/60 | 04:19 | | 02:09:56 | 02:09:56 | 18.47 | 18.47 | 00:00 | 09:49:55 | |
| | 2 | 163 | 35 | 9:49:55.68 | 11:30:51.89 | 11:34:04.14 | | 61/62 | 03:12 | 11:59:49 | 01:44:08 | 03:54:04 | 20.16 | 19.23 | 00:00 | 12:14:04 | |
| | 3 | 102 | 26 | 12:14:04.14 | 13:28:21.22 | 13:31:36.51 | | 59/56 | 03:16 | 14:07:31 | 01:17:32 | 05:11:37 | 20.12 | 19.45 | 00:00 | 14:21:36 | |
| | 4 | 77 | 18 | 14:21:36.51 | 15:07:30.40 | 15:17:19.61 | | 52/55 | 09:50 | | 00:45:54 | 05:57:30 | 23.53 | 19.97 | 00:00 | | |
| TrailBy: 01:40:22:180 | | | Avg Recovery/Tot Recovery : 00:05:09 / 00:20:37 | | | | | Bin Dhahi Stables/Saif Sultan Abdulla Dhahi Al Buamim | | | | | | | | | |
| 78 | 278 |  | PADAMA RAM NAKHTA RAM/10103140/IND | | | | | | SANDINE SAMURAI/2009/Grey/Gelding/105BN58 | | | | | | | | |
| | 1 | 127 | 40 | 7:00:00.00 | 8:48:32.17 | 8:51:48.18 | | 61/64 | 03:16 | | 01:51:48 | 01:51:48 | 21.47 | 21.47 | 00:00 | 09:31:48 | |
| | 2 | 134 | 35 | 9:31:48.18 | 11:15:09.70 | 11:20:58.52 | | 61/60 | 05:49 | | 01:49:10 | 03:40:59 | 19.24 | 20.36 | 00:00 | 12:00:58 | |
| | 3 | 99 | 26 | 12:00:58.52 | 13:23:13.45 | 13:28:37.52 | | 62/56 | 05:25 | 14:02:20 | 01:27:39 | 05:08:38 | 17.8 | 19.64 | 00:00 | 14:18:37 | |
| | 4 | 78 | 18 | 14:18:37.52 | 15:08:10.30 | 15:17:06.33 | | 56/56 | 08:56 | | 00:49:33 | 05:58:10 | 21.8 | 19.93 | 00:00 | | |
| TrailBy: 01:41:02:073 | | | Avg Recovery/Tot Recovery : 00:05:51 / 00:23:26 | | | | | Bin Ghalaita Endurance Stables/Khalid Bin Ghalaita | | | | | | | | | |
| 79 | 228 |  | MOHAMMAD ISMIL SAYED ABDULLA AL HASHMI/10113734/UAE | | | | | | NEIDE/2007/Chestnut/Gelding/104CW56 | | | | | | | | |
| | 1 | 199 | 40 | 7:00:00.00 | 8:58:02.18 | 9:02:11.23 | | 59/62 | 04:09 | | 02:02:11 | 02:02:11 | 19.64 | 19.64 | 00:00 | 09:42:11 | |
| | 2 | 153 | 35 | 9:42:11.23 | 11:21:42.27 | 11:28:01.34 | | 57/58 | 06:19 | | 01:45:50 | 03:48:01 | 19.84 | 19.73 | 00:00 | 12:08:01 | |
| | 3 | 104 | 26 | 12:08:01.34 | 13:28:28.91 | 13:34:49.07 | | 61/56 | 06:20 | 14:06:43 | 01:26:48 | 05:14:49 | 17.97 | 19.25 | 00:00 | 14:24:49 | |
| | 4 | 79 | 18 | 14:24:49.07 | 15:09:25.23 | 15:21:37.56 | | 58/60 | 12:13 | | 00:44:36 | 05:59:25 | 24.21 | 19.87 | 00:00 | | |
| TrailBy: 01:42:17:003 | | | Avg Recovery/Tot Recovery : 00:07:15 / 00:29:01 | | | | | Al Remak Stables/Khalid Salman Hassan Alsabri | | | | | | | | | |
| 80 | 210 |  | SABIL AKHTER/10160395/IND | | | | | | ALPHA JABAL /2010/Bay/Gelding/105LV90 | | | | | | | | |
| | 1 | 157 | 40 | 7:00:00.00 | 8:50:22.71 | 8:55:19.24 | | 48/44 | 04:56 | | 01:55:19 | 01:55:19 | 20.81 | 20.81 | 00:00 | 09:35:19 | |
| | 2 | 107 | 35 | 9:35:19.24 | 11:06:46.21 | 11:13:37.05 | | 50/51 | 06:51 | | 01:38:18 | 03:33:37 | 21.36 | 21.07 | 00:00 | 11:53:37 | |
| | 3 | 95 | 26 | 11:53:37.05 | 13:21:35.69 | 13:26:03.71 | | 52/48 | 04:28 | 13:59:49 | 01:32:27 | 05:06:04 | 16.88 | 19.8 | 00:00 | 14:16:03 | |
| | 4 | 80 | 18 | 14:16:03.71 | 15:12:40.62 | 15:17:42.04 | | 51/42 | 05:01 | | 00:56:37 | 06:02:41 | 19.08 | 19.69 | 00:00 | | |
| TrailBy: 01:45:32:393 | | | Avg Recovery/Tot Recovery : 00:05:19 / 00:21:16 | | | | | Al Qemzi Stable/Sultan Abdulla Alqemzi | | | | | | | | | |



Finish (97)

| | | | | | | | | | | | | | | | | |
|-----------------------|------------|---|--|-------------|-------------|-------------|-------------|---|---|----------|----------|----------|-------|-------|-------|----------|
| 81 | 208 |  | NICOLE WALTER/10093826/GER | | | | | | MACQUARIE PARK SHAFEEQ/2006/Chestnut/Gelding/104KL52 | | | | | | | |
| | 1 | 188 | 40 | 7:00:00.00 | 8:50:22.16 | 8:59:55.09 | | 52/52 | 09:33 | | 01:59:55 | 01:59:55 | 20.01 | 20.01 | 00:00 | 09:39:55 |
| | 2 | 132 | 35 | 9:39:55.09 | 11:13:24.66 | 11:20:44.98 | | 61/56 | 07:20 | | 01:40:50 | 03:40:45 | 20.83 | 20.39 | 00:00 | 12:00:44 |
| | 3 | 100 | 26 | 12:00:44.98 | 13:21:35.76 | 13:29:00.64 | | 55/52 | 07:25 | 14:04:48 | 01:28:16 | 05:09:01 | 17.67 | 19.61 | 00:00 | 14:19:00 |
| | 4 | 81 | 18 | 14:19:00.64 | 15:12:40.83 | 15:23:19.19 | | 57/56 | 10:38 | | 00:53:40 | 06:02:41 | 20.12 | 19.69 | 00:00 | |
| TrailBy: 01:45:32:610 | | | Avg Recovery/Tot Recovery : 00:08:44 / 00:34:56 | | | | | Al Qemzi Stable/Sultan Abdulla Alqemzi | | | | | | | | |
| 82 | 215 |  | ALINE ZAHRA JOHANNA SOPHIE JACOBS/10103322/BEL | | | | | | KSAR AL PAYRAL/2005/Bay/Gelding/105BX26 | | | | | | | |
| | 1 | 198 | 40 | 7:00:00.00 | 8:56:50.82 | 9:01:57.20 | | 60/44 | 05:06 | | 02:01:57 | 02:01:57 | 19.68 | 19.68 | 00:00 | 09:41:57 |
| | 2 | 150 | 35 | 9:41:57.20 | 11:21:39.45 | 11:26:14.24 | | 61/60 | 04:35 | | 01:44:17 | 03:46:14 | 20.14 | 19.89 | 00:00 | 12:06:14 |
| | 3 | 101 | 26 | 12:06:14.24 | 13:24:23.69 | 13:30:15.37 | | 53/56 | 05:51 | 14:00:18 | 01:24:01 | 05:10:15 | 18.57 | 19.53 | 00:00 | 14:20:15 |
| | 4 | 82 | 18 | 14:20:15.37 | 15:12:41.24 | 15:20:48.92 | | 54/64 | 08:08 | | 00:52:26 | 06:02:41 | 20.6 | 19.69 | 00:00 | |
| TrailBy: 01:45:33:017 | | | Avg Recovery/Tot Recovery : 00:05:55 / 00:23:40 | | | | | Al Raad Endurance Team/Rashid Ibrahim Al Mazmi | | | | | | | | |
| 83 | 382 |  | OBAID SAEED OBAID AL HELLI AL HAJERI/10146721/UAE | | | | | | PK SPIRIT/2008/Bay/Gelding/104OL57 | | | | | | | |
| | 1 | 227 | 40 | 7:00:00.00 | 9:04:46.03 | 9:12:07.74 | | 48/58 | 07:22 | | 02:12:08 | 02:12:08 | 18.16 | 18.16 | 00:00 | 09:52:07 |
| | 2 | 161 | 35 | 9:52:07.74 | 11:30:46.19 | 11:33:14.31 | | 57/56 | 02:28 | | 01:41:07 | 03:53:14 | 20.77 | 19.29 | 00:00 | 12:13:14 |
| | 3 | 105 | 26 | 12:13:14.31 | 13:33:36.02 | 13:35:21.06 | | 56/52 | 01:45 | 14:12:56 | 01:22:07 | 05:15:21 | 19 | 19.22 | 00:00 | 14:25:21 |
| | 4 | 83 | 18 | 14:25:21.06 | 15:13:12.93 | 15:21:59.03 | | 50/60 | 08:46 | | 00:47:52 | 06:03:13 | 22.56 | 19.66 | 00:00 | |
| TrailBy: 01:46:04:707 | | | Avg Recovery/Tot Recovery : 00:05:05 / 00:20:21 | | | | | Matar Endurance Stables/Matar Hamad Fadhel Al Mazrouei | | | | | | | | |
| 84 | 355 |  | HAMDAN SAEED AL TUWAIR AL AMERI/10135231/UAE | | | | | | RUBI/2009/Bay/Mare/104OC69 | | | | | | | |
| | 1 | 216 | 40 | 7:00:00.00 | 9:01:07.90 | 9:06:48.43 | | 59/52 | 05:40 | | 02:06:48 | 02:06:48 | 18.93 | 18.93 | 00:00 | 09:46:48 |
| | 2 | 142 | 35 | 9:46:48.43 | 11:11:56.75 | 11:17:52.27 | 11:23:23.96 | 66 - 50/52 | 11:27 | | 01:36:36 | 03:43:24 | 21.74 | 20.14 | 00:00 | 12:03:23 |
| | 3 | 94 | 26 | 12:03:23.96 | 13:13:10.91 | 13:23:43.25 | | 62/60 | 10:32 | 13:57:54 | 01:20:19 | 05:03:43 | 19.42 | 19.95 | 00:00 | 14:13:43 |
| | 4 | 84 | 18 | 14:13:43.25 | 15:26:10.65 | 15:42:47.99 | | 64/64 | 16:37 | | 01:12:27 | 06:16:11 | 14.91 | 18.98 | 00:00 | |
| TrailBy: 01:59:02:430 | | | Avg Recovery/Tot Recovery : 00:11:04 / 00:44:16 | | | | | Hamdan ST Stables/Hamdan Saeed Al Tuwair Al Ameri | | | | | | | | |
| 85 | 118 |  | FATIMA DHAWI JUMA AL HARTHI/10115217/UAE | | | | | | HF HARBI/2009/Chestnut/Gelding/105LK58 | | | | | | | |
| | 1 | 209 | 40 | 7:00:00.00 | 8:58:22.58 | 9:04:09.27 | | 54/56 | 05:46 | | 02:04:09 | 02:04:09 | 19.33 | 19.33 | 00:00 | 09:44:09 |
| | 2 | 168 | 35 | 9:44:09.27 | 11:32:53.23 | 11:39:19.31 | | 59/60 | 06:26 | | 01:55:10 | 03:59:19 | 18.23 | 18.8 | 00:00 | 12:19:19 |
| | 3 | 110 | 26 | 12:19:19.31 | 13:39:52.36 | 13:45:56.63 | | 57/60 | 06:05 | 14:21:09 | 01:26:37 | 05:25:57 | 18.01 | 18.59 | 00:00 | 14:35:56 |
| | 4 | 85 | 18 | 14:35:56.63 | 15:29:00.75 | 15:38:42.54 | | 56/60 | 09:42 | | 00:53:04 | 06:19:01 | 20.35 | 18.84 | 00:00 | |
| TrailBy: 02:01:52:523 | | | Avg Recovery/Tot Recovery : 00:06:59 / 00:27:59 | | | | | Al Huboob Stables/Ayesha Al Marzooqi | | | | | | | | |
| 86 | 110 |  | ABDUL RAZZAK MUHSEN/10161657/SYR | | | | | | TOUBKAL AL BOZO/2007/Chestnut/Gelding/104ZQ10 | | | | | | | |
| | 1 | 91 | 40 | 7:00:00.00 | 8:43:26.86 | 8:46:41.13 | | 58/50 | 03:14 | 9:13:00 | 01:46:41 | 01:46:41 | 22.5 | 22.5 | 00:00 | 09:26:41 |
| | 2 | 88 | 35 | 9:26:41.13 | 11:04:11.64 | 11:08:29.22 | | 59/60 | 04:17 | | 01:41:48 | 03:28:29 | 20.63 | 21.58 | 00:00 | 11:48:29 |
| | 3 | 83 | 26 | 11:48:29.22 | 12:58:07.60 | 13:16:42.13 | | 63/64 | 18:34 | 13:48:46 | 01:28:13 | 04:56:42 | 17.68 | 20.42 | 00:00 | 14:06:42 |
| | 4 | 86 | 18 | 14:06:42.13 | 15:29:56.84 | 15:53:53.95 | | 55/56 | 23:57 | | 01:23:15 | 06:19:57 | 12.97 | 18.79 | 00:00 | |
| TrailBy: 02:02:48:620 | | | Avg Recovery/Tot Recovery : 00:12:30 / 00:50:02 | | | | | Al Hojas Stables/Yousef Mohammed Yousef Abdulrhan | | | | | | | | |
| 87 | 279 |  | ABBAS ALI NIJAM KHAN/10072949/IND | | | | | | PHINEAS/2008/Bay/Gelding/105BN59 | | | | | | | |
| | 1 | 178 | 40 | 7:00:00.00 | 8:48:27.77 | 8:58:24.98 | | 55/52 | 09:57 | | 01:58:25 | 01:58:25 | 20.27 | 20.27 | 00:00 | 09:38:24 |
| | 2 | 155 | 35 | 9:38:24.98 | 11:15:10.24 | 11:29:14.82 | | 55/62 | 14:05 | | 01:50:50 | 03:49:15 | 18.95 | 19.63 | 00:00 | 12:09:14 |
| | 3 | 112 | 26 | 12:09:14.82 | 13:32:22.39 | 13:48:47.94 | | 52/60 | 16:26 | 14:20:20 | 01:39:33 | 05:28:48 | 15.67 | 18.43 | 00:00 | 14:38:47 |
| | 4 | 87 | 18 | 14:38:47.94 | 15:31:11.58 | 15:39:50.34 | | 57/62 | 08:38 | | 00:52:24 | 06:21:12 | 20.61 | 18.73 | 00:00 | |
| TrailBy: 02:04:03:357 | | | Avg Recovery/Tot Recovery : 00:12:16 / 00:49:06 | | | | | Bin Ghalaita Endurance Stables/Khalid Bin Ghalaita | | | | | | | | |
| 88 | 73 |  | BHAGAT SINGH SAGAT SINGH RATHORE/10095755/IND | | | | | | LITTLEBANKS FIREFLY/2002/Grey/Gelding/103BY56 | | | | | | | |
| | 1 | 210 | 40 | 7:00:00.00 | 8:56:48.92 | 9:04:22.55 | | 61/60 | 07:34 | | 02:04:23 | 02:04:23 | 19.3 | 19.3 | 00:00 | 09:44:22 |
| | 2 | 162 | 35 | 9:44:22.55 | 11:25:30.52 | 11:33:56.07 | | 61/60 | 08:25 | | 01:49:34 | 03:53:56 | 19.17 | 19.24 | 00:00 | 12:13:56 |

Finish (97)

| | | | | | | | | | | | | | | | | | |
|-----------------------|-----------------------|---|---|---|-------------|-------------|--|---|---|----------|----------|----------|-------|-------|-------|----------|--|
| 88 | 3 | 113 | 26 | 12:13:56.07 | 13:35:00.13 | 13:43:41.02 | | 59/62 | 08:41 | 14:22:09 | 01:34:52 | 05:28:48 | 16.44 | 18.43 | 05:07 | 14:38:48 | |
| | 4 | 88 | 18 | 14:38:48.02 | 15:31:12.09 | 15:42:13.44 | | 62/60 | 11:01 | | 00:52:24 | 06:21:12 | 20.61 | 18.73 | 00:00 | | |
| | TrailBy: 02:04:03:870 | | | Avg Recovery/Tot Recovery : 00:08:55 / 00:35:41 | | | | | Al Butin Private Stable/Hazza Mohammed Abdulla Almemari | | | | | | | | |
| 89 | 105 |  | MUBARIK ALI KHAN NIZAM KHAN /0/IND | | | | | CAVALO S DE DEUS VIDAN/2008/Grey/Gelding/105IG39 | | | | | | | | | |
| | 1 | 175 | 40 | 7:00:00.00 | 8:54:20.04 | 8:58:10.45 | | 51/52 | 03:50 | | 01:58:10 | 01:58:10 | 20.31 | 20.31 | 00:00 | 09:38:10 | |
| | 2 | 144 | 35 | 9:38:10.45 | 11:16:26.00 | 11:23:50.69 | | 53/60 | 07:25 | | 01:45:40 | 03:43:51 | 19.87 | 20.1 | 00:00 | 12:03:50 | |
| | 3 | 106 | 26 | 12:03:50.69 | 13:29:00.13 | 13:35:45.28 | | 61/62 | 06:45 | 14:04:19 | 01:31:55 | 05:15:45 | 16.97 | 19.19 | 00:00 | 14:25:45 | |
| | 4 | 89 | 18 | 14:25:45.28 | 15:41:04.07 | 15:46:25.56 | | 60/56 | 05:22 | | 01:15:19 | 06:31:04 | 14.34 | 18.26 | 00:00 | | |
| TrailBy: 02:13:55:850 | | | Avg Recovery/Tot Recovery : 00:05:50 / 00:23:22 | | | | | Al Hareth Al Badi /Alhareth Hamad Albadi | | | | | | | | | |
| 90 | 374 |  | FARNOUSH HAYATI/10145967/UAE | | | | | RAZI DE FLAUZINS/2005/Grey/Gelding/103UD56 | | | | | | | | | |
| | 1 | 208 | 40 | 7:00:00.00 | 9:00:36.09 | 9:04:04.33 | | 61/60 | 03:28 | | 02:04:04 | 02:04:04 | 19.34 | 19.34 | 00:00 | 09:44:04 | |
| | 2 | 158 | 35 | 9:44:04.33 | 11:26:55.47 | 11:31:50.75 | | 59/52 | 04:56 | | 01:47:46 | 03:51:51 | 19.49 | 19.41 | 00:00 | 12:11:50 | |
| | 3 | 114 | 26 | 12:11:50.75 | 13:45:14.22 | 13:49:34.03 | | 54/54 | 04:20 | 14:21:24 | 01:37:43 | 05:29:34 | 15.96 | 18.39 | 00:00 | 14:39:34 | |
| | 4 | 90 | 18 | 14:39:34.03 | 15:45:24.67 | 15:52:12.70 | | 54/52 | 06:48 | | 01:05:51 | 06:35:25 | 16.4 | 18.06 | 00:00 | | |
| TrailBy: 02:18:16:447 | | | Avg Recovery/Tot Recovery : 00:04:53 / 00:19:32 | | | | | Kadfoor Al Mehairi Pvt Stables/Kadfoor Mohd Kadfoor | | | | | | | | | |
| 91 | 102 |  | FAUSTO PABLO SANCHEZ/10064870/ARG | | | | | GURI X R/2011/Grey/Gelding/105ZA70 | | | | | | | | | |
| | 1 | 195 | 40 | 7:00:00.00 | 8:56:20.98 | 9:01:02.94 | | 63/64 | 04:42 | | 02:01:03 | 02:01:03 | 19.83 | 19.83 | 00:00 | 09:41:02 | |
| | 2 | 160 | 35 | 9:41:02.94 | 11:24:11.17 | 11:32:55.36 | | 59/60 | 08:44 | | 01:51:52 | 03:52:55 | 18.77 | 19.32 | 00:00 | 12:12:55 | |
| | 3 | 115 | 26 | 12:12:55.36 | 13:44:46.80 | 13:50:37.32 | | 59/61 | 05:50 | 14:25:58 | 01:37:42 | 05:30:37 | 15.97 | 18.33 | 00:00 | 14:40:37 | |
| | 4 | 91 | 18 | 14:40:37.32 | 15:45:27.26 | 15:56:05.36 | | 58/58 | 10:38 | | 01:04:50 | 06:35:27 | 16.66 | 18.06 | 00:00 | | |
| TrailBy: 02:18:19:037 | | | Avg Recovery/Tot Recovery : 00:07:28 / 00:29:54 | | | | | Al Giyad Stables/Ali Mohamed Yousif Al Marzooqi | | | | | | | | | |
| 92 | 339 |  | AHMED SALIM ALI AL KALBANI/10185288/OMA | | | | | FOLLY DOWN SAFIY/2005/Chestnut/Gelding/103YF26 | | | | | | | | | |
| | 1 | 234 | 40 | 7:00:00.00 | 9:10:06.79 | 9:14:03.66 | | 42/44 | 03:57 | | 02:14:04 | 02:14:04 | 17.9 | 17.9 | 00:00 | 09:54:03 | |
| | 2 | 172 | 35 | 9:54:03.66 | 11:38:51.67 | 11:45:25.45 | | 63/60 | 06:33 | | 01:56:22 | 04:10:25 | 18.05 | 17.97 | 05:00 | 12:30:25 | |
| | 3 | 117 | 26 | 12:30:25.45 | 13:49:55.92 | 14:01:48.77 | | 60/60 | 11:53 | 14:35:07 | 01:31:23 | 05:41:49 | 17.07 | 17.73 | 00:00 | 14:51:48 | |
| | 4 | 92 | 18 | 14:51:48.77 | 15:46:16.73 | 16:11:32.66 | | 54/56 | 25:16 | | 00:54:28 | 06:36:17 | 19.83 | 18.02 | 00:00 | | |
| TrailBy: 02:19:08:510 | | | Avg Recovery/Tot Recovery : 00:11:54 / 00:47:39 | | | | | H.B.S PVT STABLES/Hamad Bader Abdulla Al Hammadi | | | | | | | | | |
| 93 | 311 |  | CHANDAN SINGH UGAM SINGH/10160310/IND | | | | | URANA/2008/Grey/Mare/104WA31 | | | | | | | | | |
| | 1 | 233 | 40 | 7:00:00.00 | 9:10:51.58 | 9:13:58.09 | | 57/60 | 03:06 | | 02:13:58 | 02:13:58 | 17.91 | 17.91 | 00:00 | 09:53:58 | |
| | 2 | 171 | 35 | 9:53:58.09 | 11:46:24.45 | 11:49:24.21 | | 60/56 | 03:00 | | 01:55:26 | 04:09:24 | 18.19 | 18.04 | 00:00 | 12:29:24 | |
| | 3 | 116 | 26 | 12:29:24.21 | 13:55:19.72 | 14:01:09.26 | | 57/60 | 05:49 | 14:35:55 | 01:31:45 | 05:41:09 | 17 | 17.76 | 00:00 | 14:51:09 | |
| | 4 | 93 | 18 | 14:51:09.26 | 15:46:55.04 | 15:57:46.28 | | 60/60 | 10:51 | | 00:55:46 | 06:36:55 | 19.37 | 17.99 | 00:00 | | |
| TrailBy: 02:19:46:820 | | | Avg Recovery/Tot Recovery : 00:05:41 / 00:22:46 | | | | | Dubai Victory Private Stable/Jamila Alshamsi | | | | | | | | | |
| 94 | 304 |  | NARAYAN SINGH UGHAM SINGH/10072131/IND | | | | | MOJON/2008/Grey/Gelding/104PI99 | | | | | | | | | |
| | 1 | 237 | 40 | 7:00:00.00 | 9:10:51.54 | 9:15:25.55 | | 64/60 | 04:34 | | 02:15:26 | 02:15:26 | 17.72 | 17.72 | 00:00 | 09:55:25 | |
| | 2 | 174 | 35 | 9:55:25.55 | 11:46:24.12 | 11:51:30.89 | | 61/60 | 05:07 | | 01:56:05 | 04:11:31 | 18.09 | 17.89 | 00:00 | 12:31:30 | |
| | 3 | 118 | 26 | 12:31:30.89 | 13:55:37.84 | 14:01:58.54 | | 58/61 | 06:21 | 14:36:05 | 01:30:28 | 05:41:59 | 17.25 | 17.72 | 00:00 | 14:51:58 | |
| | 4 | 94 | 18 | 14:51:58.54 | 15:46:55.37 | 15:56:30.27 | | 58/56 | 09:35 | | 00:54:57 | 06:36:55 | 19.66 | 17.99 | 00:00 | | |
| TrailBy: 02:19:47:150 | | | Avg Recovery/Tot Recovery : 00:06:24 / 00:25:37 | | | | | Dubai Victory Private Stable/Jamila Alshamsi | | | | | | | | | |
| 95 | 172 |  | HAFAH JANNAH SANI/10109691/USA | | | | | ARWEN D'ARGANE/2010/Grey/Mare/105KW93 | | | | | | | | | |
| | 1 | 120 | 40 | 7:00:00.00 | 8:42:33.82 | 8:51:10.27 | | 59/60 | 08:36 | | 01:51:10 | 01:51:10 | 21.59 | 21.59 | 00:00 | 09:31:10 | |
| | 2 | 123 | 35 | 9:31:10.27 | 11:05:33.01 | 11:16:12.32 | | 61/62 | 10:39 | | 01:45:02 | 03:36:12 | 19.99 | 20.81 | 00:00 | 11:56:12 | |
| | 3 | 98 | 26 | 11:56:12.32 | 13:13:09.42 | 13:27:19.99 | | 61/60 | 14:11 | 14:03:51 | 01:31:08 | 05:07:20 | 17.12 | 19.72 | 00:00 | 14:17:19 | |
| | 4 | 95 | 18 | 14:17:19.99 | 15:46:57.16 | 16:16:07.28 | | 63/60 | 29:10 | | 01:29:37 | 06:36:57 | 12.05 | 17.99 | 00:00 | | |
| TrailBy: 02:19:48:937 | | | Avg Recovery/Tot Recovery : 00:15:39 / 01:02:36 | | | | | Al Marri Pvt Stables/Ahmed Mohammed Bintouq Almarri | | | | | | | | | |

Finish (97)

| | | | | | | | | | | | | | | | | | |
|-----------------------|------------|---|--|---|-------------|-------------|--|-------|---|---|----------|----------|-------|-------|-------|----------|--|
| 96 | 285 |  | SHAKTI SINGH MUL SINGH/10113721/IND | | | | | | | ANAM CARA NICOLA/2009/Grey/Mare/105GI17 | | | | | | | |
| | 1 | 151 | 40 | 7:00:00.00 | 8:48:37.27 | 8:54:28.48 | | 49/50 | 05:51 | 9:26:15 | 01:54:28 | 01:54:28 | 20.97 | 20.97 | 00:00 | 09:34:28 | |
| | 2 | 141 | 35 | 9:34:28.48 | 11:15:14.15 | 11:23:04.27 | | 52/52 | 07:50 | | 01:48:36 | 03:43:04 | 19.34 | 20.17 | 00:00 | 12:03:04 | |
| | 3 | 109 | 26 | 12:03:04.27 | 13:35:05.57 | 13:44:27.88 | | 55/60 | 09:22 | 14:18:20 | 01:41:24 | 05:24:28 | 15.39 | 18.68 | 00:00 | 14:34:27 | |
| | 4 | 96 | 18 | 14:34:27.88 | 15:53:02.11 | 16:02:21.50 | | 56/60 | 09:20 | | 01:18:34 | 06:43:02 | 13.75 | 17.72 | 00:00 | | |
| TrailBy: 02:25:53:887 | | | | Avg Recovery/Tot Recovery : 00:08:05 / 00:32:23 | | | | | Bin Ghalaita Endurance Stables/Khalid Bin Ghalaita | | | | | | | | |
| 97 | 351 |  | HAMAD ABDULWAHAB EIDHA AL JABERI/10135573/UAE | | | | | | | ULAN DE FLAUZINS /2008/Bay/Gelding/104OG86 | | | | | | | |
| | 1 | 130 | 40 | 7:00:00.00 | 8:48:23.94 | 8:52:23.01 | | 59/58 | 03:59 | | 01:52:23 | 01:52:23 | 21.36 | 21.36 | 00:00 | 09:32:23 | |
| | 2 | 115 | 35 | 9:32:23.01 | 11:08:21.26 | 11:14:30.64 | | 64/64 | 06:10 | | 01:42:08 | 03:34:31 | 20.56 | 20.98 | 00:00 | 11:54:30 | |
| | 3 | 111 | 26 | 11:54:30.64 | 13:44:43.18 | 13:47:30.43 | | 62/60 | 02:47 | 14:25:05 | 01:53:00 | 05:27:30 | 13.81 | 18.5 | 00:00 | 14:37:30 | |
| | 4 | 97 | 18 | 14:37:30.43 | 17:19:02.00 | 17:29:00.57 | | 54/52 | 09:59 | | 02:41:32 | 08:09:02 | 6.69 | 14.6 | 00:00 | | |
| TrailBy: 03:51:53:773 | | | | Avg Recovery/Tot Recovery : 00:05:43 / 00:22:55 | | | | | H.B.S PVT STABLES/Fayez Mansoor Al Harthi | | | | | | | | |